


SPARE PARTS

IDENTIFICATION	Q002
SPARE PARTS	
CLAMP SCREW	Q003
SET BOLT	Q009
SHIM	Q010
SHIM PIN AND CLAMP LEVER	Q013
LOCK PIN	Q014
CLAMP BRIDGE	Q014
BREAKER PIECE	Q016
ANTI SEIZE LUBRICANT	Q017
REPLACEMENT PARTS FOR OLD TYPE TOOLS	
TURNING HOLDERS	Q018
GROOVING/CUTTING OFF	Q023
BORING BARS	Q024
BORING UNITS	Q027
FACE MILLS	Q028
INDEXABLE TYPE END MILLS	Q034
BALL NOSE END MILLS	Q039
INDEXABLE TYPE DRILLS	Q041



IDENTIFICATION

IDENTIFICATION OF CLAMP SCREW (Metric Coarse Right Screw Thread)



H SC 060 05

Length

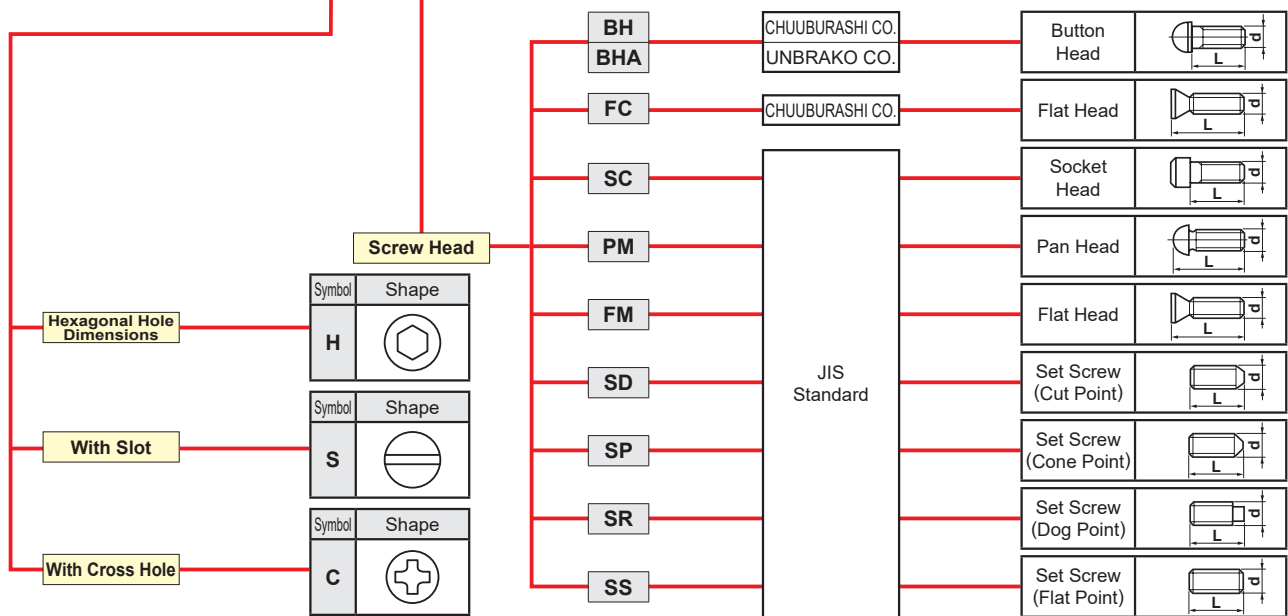
Example	
Symbol	L
05	5
10	10
20	20
30	30

Screw Diameter

Example	
Symbol	d
050	M5
060	M6

Hexagonal Hole Dimensions

Diameter	Pitch	B Dimensions			
		HBH	HFC	HSC	HS \odot
M2	0.4	—	—	1.5	0.9
M2.5	0.45	—	—	2	1.3
M3	0.5	2	2	2.5	1.5
M4	0.7	2.5	2.5	3	2
M5	0.8	3	3	4	2.5
M6	1	4	4	5	3
M8	1.25	5	5	6	4
M10	1.5	6	6	8	5



IDENTIFICATION OF WRENCH

HKY 15 R

Symbol	Wrench
HKY	Hexagonal Wrench
TKY	Torx Wrench
TIP	Torx plus Wrench

Hexagonal Wrench	
Symbol	B
15	1.5
20	2
25	2.5
30	3
35	3.5
40	4
50	5
60	6

Torx Wrench		
Symbol	B	Size
06	1.7	T6
08	2.3	T8
10	2.7	T10
15	3.3	T15
20	3.8	T20
25	4.4	T25
27	5.0	T27
30	5.5	T30

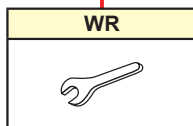
Torx plus [®] Wrench	
Symbol	Size
06	6IP
07	7IP
08	8IP
15	15IP

R	Standard L Wrench	
L	Long L Wrench	
T	T Wrench	
F	Flag Wrench	
FS	Flag Wrench	
W	Flag Wrench	
D	Driver	
DS	Driver	

IMX 10 - WR

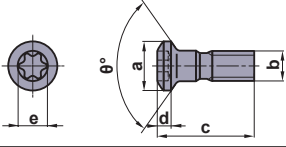
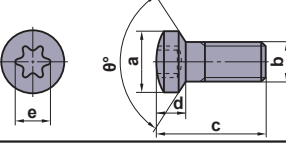
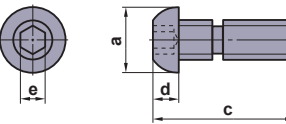
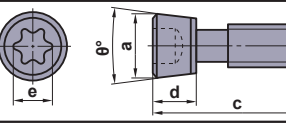
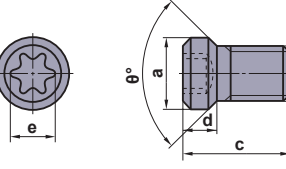
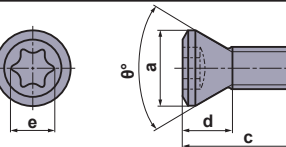
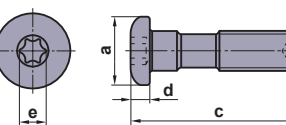
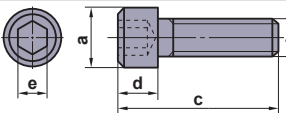
Symbol	Wrench
IMX	Wrench for IMX Series

Hexagonal Wrench	
Symbol	B
10	10
12	12
16	16
20	20
25	25



SPARE PARTS

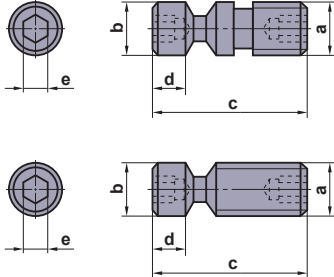
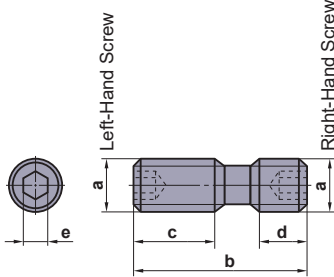
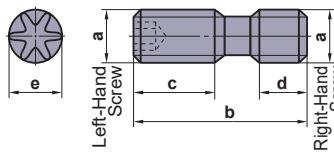
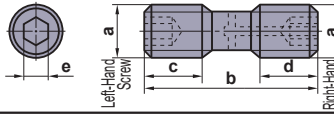
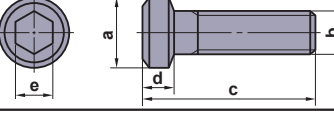
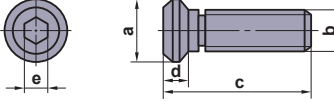
CLAMP SCREW

Geometry	Order Number	Dimensions (mm)					Angle θ°	Drive Size	Torque (N·m)	Tool Holder
		a	b	c	d	e				
	AJS3010T10	5	M3×0.5	10	1.5	2.8	120	T10	2.5	Profile Holder (☉C030) AJX (☉M162) PMC (☉M254) AJX (☉M162) PMC (☉M254)
	AJS4012T15	7	M4×0.7	12	2.2	3.4	120	T15	3.5	
	AJS5014T25	8	M5×0.8	14	2.7	4.5	120	T25	7.5	
	BRS103	5	M3×0.5	9.9	2.9	3.4	120	T15	3.5	
	BRS105	8	M5×0.8	13.8	3.8	4.5	120	T25	7.5	
	CS3 (For Use with C3)	7	M4×0.7	14.6	2.6	2.5	—	—	2.2	F Type Boring Bar (☉E026) This clamp screw is included with the clamp as a set.
	CS4 (For Use with C4)	9	M5×0.8	15.4	3.4	3	—	—	3.3	
	CS5 (For Use with C5)	10.5	M6×1	22	4	4	—	—	7.0	
	CAS51T	7.9	M5×0.8	19	5	4.5	10	T25	8.5	
	CS200T	3.2	M2×0.4	5	1.6	1.8	90	T6	0.6	F Type Boring Bar (☉E025) Milling Tools Series (☉M001) BRP (☉M196) Boring Unit (☉N012) DCCC (☉M212) V10000 (☉M070) MMTI Type Boring Bar (☉G028) BRP (☉M196) OCTACUT (☉M180) DCCC (☉M212) AL Holder (☉C032) OCTACUT (☉M180) AHX640S (☉M046)
	CS250T	3.7	M2.5×0.45	6	1.8	2.4	90	T8	1.0	
	* CS250560T	3.9	M2.5×0.45	5.2	2.5	2.4	60	T8	1.0	
	CS300590T	4.1	M3×0.5	5.5	2.1	2.4	90	T8	1.0	
	CS300790TS	4.7	M3×0.5	7	2.3	2.8	90	T10	2.0	
	CS300890T	4.1	M3×0.5	8	2.1	2.4	90	T8	1.0	
	* CS350760T	5.5	M3.5×0.6	7	4	3.4	60	T15	3.5	
	CS350790T	4.8	M3.5×0.6	7	2.4	2.8	90	T10	2.5	
	* CS350860T	5.5	M3.5×0.6	8.4	4	3.4	60	T15	3.5	
	CS350990T	4.8	M3.5×0.6	9	2.4	2.8	90	T10	2.5	
	CS400990T	6.0	M4×0.7	9	2.8	3.4	90	T15	3.5	
	CS401160T	5.7	M4×0.7	11	4.5	3.4	60	T15	3.5	
	CS401990T	6.0	M4×0.7	19	3.0	3.9	90	T20	3.5	
	CS451190T	6.3	M4.5×0.75	11	2.9	3.9	90	T20	5.0	
	* CS501160T	7.0	M5×0.8	11	3.6	3.9	60	T20	5.0	
	CS501290T	7.0	M5×0.8	11	3.5	4.5	90	T25	7.5	
* CS5015060T	7.2	M5×0.8	15	2.4	3.9	60	T20	5.0		
CS502190T	8.5	M5×0.8	21	4.0	5.1	90	T27	7.5		
CS6016060T	8.5	M6×1.0	16	4.5	4.5	60	T25	7.5		
	CSF401260T	7.2	M4×0.5	12	5.2	3.9	60	T20	5.0	PMR (☉M258)
	DC0520T	8.5	M5×0.8	22.5	2.5	3.4	—	T15	3.5	DOUBLE CLAMP Holder (☉C008) DOUBLE CLAMP DIMPLE BAR (☉E013) HSK Tool Holder (☉H001)
	DC0621T	10.5	M6×1.0	25	4	3.9	—	T20	5.0	
	DKS4	5.6	M4×0.7	18	3.5	3	—	—	3.3	
	DKS5	7.6	M5×0.8	19	4.5	4	—	—	7.0	

SPARE PARTS

CLAMP SCREW

Geometry	Order Number	Dimensions (mm)					Angle θ°	Drive Size	Torque (N·m)	Tool Holder
		a	b	c	d	e				
	EGS06019	9	M6×1	22.5	3.5	3	—	—	3.3	
	EGS08024	11	M8×1.25	28.5	4.5	4	—	—	7.0	
	FC400890T	5.6	M4×0.7	7.5	1.3	2.8	90	T10	2.5	AL Type Holder (☉C033) AL Type Boring Bar (☉E043) SMG Type Holder (☉F118,G026)
	GY05016S	8.7	M5×0.8	16	3.5	3.9	90	T20	5.0	GY Series (☉F004)
	GY06013M	12	M6×1.0	18	5	5.6	—	T30	6.0	GY Series (☉F004)
	HFF06015	10	M6×1	15	6	5	80	—	8.2	
	HS4L	5.4	M4×0.7	14	2.3	2.5	80	—	3.8	
	HS5S	6.8	M5×0.8	9	2.8	3	80	—	3.3	
	HS5L	6.8	M5×0.8	15	2.8	3	80	—	6.6	
	HSP05008C	M5×0.8	8	—	—	2.5	—	—	2.5	D Type Boring Head (☉E042) MP Type Holder (☉C018)
	HY-A1	4.4	M3×0.5	7	2.1	2	82	—	1.5	Boring Unit (☉N012)
	HY-V1	5.5	M3×0.5	7	2.5	2	82	—	1.5	
	HY2	5.5	M3×0.5	10	2.5	2	82	—	1.5	
	HY3	7	M3.5×0.6	12	2.9	2	82	—	1.5	
	HY4	9.3	M5×0.8	16	3.6	3	82	—	3.3	
	JSS6	6.9	M6×0.75	4.5	1.5	0.8	—	—	—	
	JSS7	8	M7×0.75	4.4	1.5	1	—	—	—	
	KS1	7	M4×0.7	14	5	—	—	—	—	BC Type Cartridge (☉N008) LL Type Cartridge (☉N006) MI Type Boring Bar (☉N015) SS Type Cartridge (☉N010) V10000 (☉M070)
	KS2	10	M6×1	18	7	—	—	—	—	
	KS3	8	M4×0.7	14	6.5	—	—	—	—	
	KS1S	7	M4×0.7	14	5	—	—	—	—	
	KS2S	10	M6×1	18	7	—	—	—	—	
	KS11	8	M5×0.8	19	3	3	—	—	3.3	
	KS12	10	M6×1	26	4	4	—	—	7.0	
	KS13	10	M6×1	30	4	4	—	—	7.0	
	KS14	13	M8×1.25	45	5	5	—	—	9.0	
	LLR1	M5×0.8	—	3.5	—	2.5	—	—	—	LL Type Cartridge (☉N006)
	LLR2	M6×1	—	5	—	3	—	—	—	

Geometry	Order Number	Dimensions (mm)					Angle θ°	Drive Size	Torque (N·m)	Tool Holder
		a	b	c	d	e				
 <p>LLCS103, LLCS105 LLCS112, LLCS125 LLCS205</p> <p>The products with "*" do not have a hexagonal hole at the end marked b.</p> <p>The products with "☆" do not have a hexagonal hole at the end marked a.</p>	☆ LLCS103	M3×0.5	4	11	4.6	2	—	—	1.5	LL Type Holder (☉C008)
	* LLCS105	M5×0.8	M5×0.8	10	1.5	2	—	—	1.5	P Type Boring Bar (☉E035)
	LLCS106	M6×1	6	16.5	3.5	2.5	—	—	2.2	D Type Boring Head (☉E040)
	* LLCS106S	M6×1	6	13.4	0.7	2.5	—	—	2.2	HSK Tool Holder (☉H001)
	LLCS108	M8×1.25	8	21	6.5	3	—	—	3.3	KSMG (☉M252)
	* LLCS108S	M8×1.25	8	16.5	2	3	—	—	3.3	Boring Unit (☉N012)
	LLCS110	M10×1.5	10	29	8	4	—	—	7.0	LL Type Cartridge (☉N006)
	LLCS112	M12×1	11.9	36.2	9	5	—	—	8.0	
	LLCS125	M5×0.8	M5×0.8	12	2	2	—	—	1.5	
	LLCS205	M5×0.8	M5×0.8	16	4	2	—	—	1.5	
	LLCS206	M6×1	6	26	13	2.5	—	—	2.2	
	LLCS208	M8×1.25	8	24	6.5	3	—	—	3.3	
	LLCS306	M6×1	6	21	4	2.5	—	—	2.2	
	LLCS308	M8×1.25	8	42	27.5	3	—	—	3.3	
	LLCS310	M10×1	10	29	8	4	—	—	7.0	
	LLCS410	M10×1	10	30	6.6	4	—	—	7.0	
LLCS508	M8×1	8	24	6.5	3	—	—	3.3		
* LLCS508S	M8×1	8	20.5	3	3	—	—	3.3		
 <p>The products with "*" do not have a hexagonal hole at the end of Right-Hand Screw side.</p>	LS1	M6×1	22	8	8	3	—	—	5.0	
	LS2	M8×1	29	13	10	4	—	—	8.2	
	LS3	M8×1	32	13	13	4	—	—	8.2	
	* LS4	M6×1	15	8	4	3	—	—	5.0	Milling Tools Series (☉M001)
	* LS5	M6×1	18	8	5	3	—	—	5.0	
	* LS6	M8×1	24	13	5	4	—	—	8.2	
	* LS7	M8×1	27	13	8	4	—	—	8.2	
	* LS8	M6×0.75	18	7	7	3	—	—	5.0	
	* LS9	M6×0.75	22	8	8	3	—	—	5.0	
	* LS10	M7×0.75	16	6	6	4	—	—	7.8	FE404 (☉M266)
	* LS11	M8×1	16	6	6	4	—	—	7.8	
	* LS12	M8×1	24	7	7	4	—	—	7.8	
	* LS13	M8×1	34	12	12	4	—	—	7.8	
	* LS14	M7×0.75	24	10	10	4	—	—	7.8	FP490 (☉M262) FP590 (☉M264)
	* LS15	M7×0.75	18	6	8	4	—	—	7.8	
	* LS16	M7×0.75	23	11	8	4	—	—	7.8	
* LS17	M8×1	42	17	11	4	—	—	7.8		
* LS18	M7×0.75	14	6	4	4	—	—	7.8		
* LS20	M10×1.5	26	9	9	5	—	—	9.0		
* LS21	M10×1.5	32	12	12	5	—	—	9.0		
LS24	M8×1.25	24	8.5	8.5	4	—	—	7.8	DOUBLE CLAMP Holder (☉C014) (For Heavy Cutting)	
LS25	M8×1.0	28.5	12.0	10.5	4	—	—	7.8	NF10000 (☉M072)	
	LS10T	M7×0.75	14	6	5	4.5	—	T25	8.0	
	LS14T	M7×0.75	24	10	10	4.5	—	T25	8.0	
	LS15T	M7×0.75	18	7	7	4.5	—	T25	8.0	AOX445 (☉M060) SE515 (☉M062) SG20 (☉M064)
	LS19T	M6×0.75	11	4	4	3.4	—	T15	5.0	
	LS10TS	M7×0.75	13	6	4	4.5	—	T25	8.5	
	LS0622T	M6×0.75	22	8	8	3.4	—	T15	6.0	AHX640W (☉M054)
	LS24H	M8×1.25	24	8.5	8.5	4	—	—	8.2	
	MGS6	10	M6×1	26	4	5	—	—	9.0	
	MHT1	11	M8×1	18.5	3.5	4	—	—	8.7	



SPARE PARTS

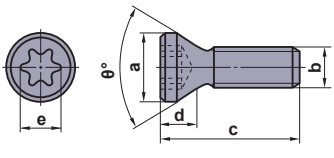
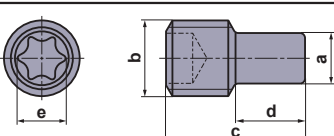
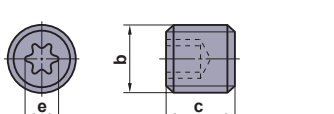
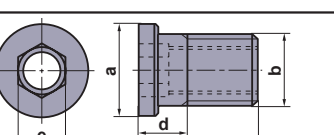
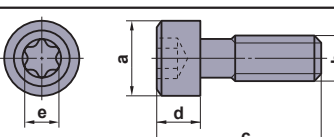
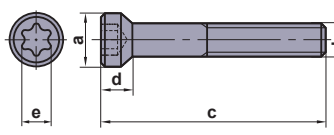
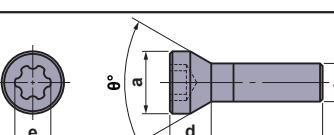
CLAMP SCREW

Geometry	Order Number	Dimensions (mm)					Angle θ°	Drive Size	Torque (N·m)	Tool Holder
		a	b	c	d	e				
	NS251	3.6	M2.5×0.45	7	—	2.2	60	—	0.7	SMALL TOOLS (⊕D001)
	NS401	5.8	M4×0.7	6	—	3.6	60	—	3.5	
	NS402W	5.85	M4×0.7	10	—	2.2	60	—	0.7	SMALL TOOLS (⊕D001)
	NS403W	5.85	M4×0.7	12	—	2.2	60	—	0.7	
	NS404W	5.8	M4×0.7	10	—	2.2	90	—	0.7	
	NS501W	8	M5×0.8	16	—	2.5	120	—	2.2	SMALL TOOLS (⊕D001)
	NS502W	8	M5×0.8	20	—	2.5	120	—	2.2	
	RN-S4S	5.8	M4×0.5	8.4	2.5	3.4	61	T15	3.5	
	RN-S4M	5.8	M4×0.5	10	2.2	3.4	61	T15	3.5	
	RN-S4	5.8	M4×0.5	12.5	2.2	3.4	61	T15	3.5	
	RN-S5	8.1	M5×0.5	15.4	3.6	3.9	61	T20	5.0	
	RN-S6	9.5	M6×0.75	20.3	4.6	3.9	61	T20	5.0	
	RN-S7	11	M7×0.75	24.7	5.2	4.5	61	T25	7.5	
	RS3008T	4.3	M3×0.35	8.6	2	2.4	61	T8	1.5	SRF Series (⊕M228) SUF Series (⊕M232)
	RS3510T	5	M3.5×0.35	10	2.3	2.8	61	T10	2.5	
	RS4015T	6	M4×0.5	14	2.7	3.4	61	T15	3.3	
	RS5020T	8.1	M5×0.5	16.4	3.6	3.9	61	T20	5.0	
	RS6025T	9.5	M6×0.75	21.5	4.2	4.5	61	T25	7.5	
	RS8030T	12	M8×0.75	25	5	5.6	61	T30	10.0	
	S1	3.5	M2×0.4	5.5	2.2	1.5	92	—	1.0	Boring Unit (⊕N012)
	S3	4.5	M3×0.5	7.7	2.4	2	92	—	1.5	
	S4	5.3	M4×0.7	8	1.8	2.5	62	—	2.2	
	S5	6.8	M5×0.8	9	2.4	3	62	—	3.3	
	SD32	12	M8×1.25	28	7.2	6	50	—	9.5	D Type Head Arbor (⊕E042)
	SD40	12	M8×1.25	36	7.2	6	50	—	9.5	
	SD50	16	M10×1.5	46	8.2	8	50	—	1.0	
	SD63	16	M10×1.5	61	8.2	8	50	—	1.0	
	SETS51	6.8	M5×0.8	14.8	1.5	3.4	—	T15	3.5	HSK Tool Holder (⊕H016) MMTE Type Holder (⊕G019) MMTI Type Boring Bar (⊕G028)
	SETS61	8	M6×1	20	1.8	3.9	—	T20	5.0	
	SLCS105	10	M5×0.8	25	6.3	4	90	—	7.0	WP Type Holder (⊕C017)
	SLCS106	12	M6×1	32	6.2	4	90	—	7.0	
	SPS1	8.5	M5×0.8	16	4	4.5	70	T25	5.0	
	SRS5	6.7	M5×0.8	16	3.5	3.9	—	T20	5.0	
	STS1	6.8	M3×0.5	7	2.2	2.8	90	T10	2.5	

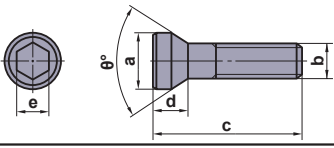
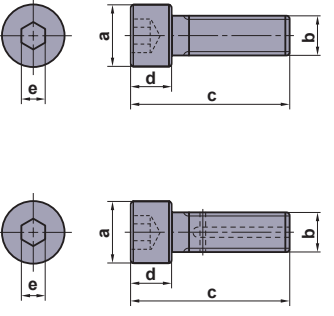
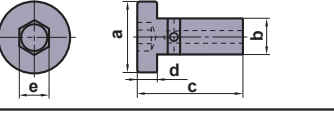
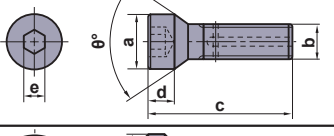
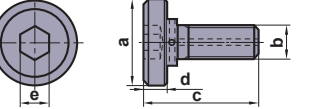
Geometry	Order Number	Dimensions (mm)					Angle θ°	Drive Size	Torque (N·m)	Tool Holder
		a	b	c	d	e				
	* TS16	2.5	M1.6×0.35	3.2	1.6	1.8	60	T6	0.6	MICRO-DEX (E016)
	TS2	2.7	M2×0.4	4.6	1.4	1.8	60	T6	0.6	Boring Unit (N012) TAF Drill (P241)
	* TS2A	2.7	M2×0.4	4.5	1.2	1.8	60	T6	0.6	AQX (M154)
	TS2C	2.7	M2×0.4	3.8	1.4	1.8	60	T6	0.6	
	☆ TS2D	3.8	M2×0.4	5.3	1.9	1.8	82	T6	0.6	DIMPLE BAR (E006)
	TS21	2.7	M2×0.4	3.4	1.4	1.8	60	T6	0.6	F Type Boring Bar (E027)
	* TS22	3.0	M2.2×0.45	5	1.2	1.8	60	T6	0.6	S Type Boring Bar (E028)
	* TS25	3.3	M2.5×0.45	5.5	1.7	2.4	60	T8	1.0	AQX (M154) AJX (M162) TAF Drill (P241)
	☆ TS25D	4.4	M2.5×0.45	6.2	2.2	2.4	82	T8	1.0	DIMPLE BAR (E006)
	* TS25H	3.6	M2.5×0.45	5.5	2	2.4	60	T8	1.0	SRM2 (M236)
	TS202	2.7	M2×0.4	5.5	1.8	1.8	60	T6	0.6	
	TS253	3.3	M2.5×0.45	4.5	1.7	2.4	60	T8	1.0	Milling Tools Series (M001)
	TS254	3.3	M2.5×0.45	7	1.7	2.4	60	T8	1.0	SMALL TOOLS (D001) PMF (M256)
	* TS255	3.5	M2.5×0.45	7.5	1.6	2.4	60	T8	1.0	Profile Holder (C030)
	TS3	3.9	M3×0.5	6	2	2.4	60	T8	1.0	TSMP (M248) CBJP (M250) TAF Drill (P241)
	TS3D	5.0	M3×0.5	6	2.3	2.8	82	T10	2.5	DIMPLE BAR (E006)
	* TS3SB	4.4	M3×0.5	8	2	2.4	80	T8	1.5	AXD4000 (M134)
	TS3SBS	4.4	M3×0.5	6.5	2.0	2.4	80	T8	1.5	AXD4000 (M134)
	☆ TS31D	4.8	M3×0.5	7.2	2.2	2.8	82	T10	2.5	DIMPLE BAR (E007)
	* TS32	3.9	M3×0.5	7.5	2	2.4	60	T8	2.0	SRM2 (M236)
	* TS33	3.9	M3×0.5	6.7	2	2.4	60	T8	1.5	AQX (M154) AJX (M162) PMC (M254)
	TS35	4.8	M3.5×0.6	6.5	2.4	2.8	60	T10	2.5	
	* TS35D	5.3	M3.5×0.6	12	2.8	3.4	60	T15	3.5	HSK Tool Holder (H013)
	TS35R	5.7	M3.5×0.6	10	2.1	3.4	—	T15	3.5	AHX440S (M038) AHX475S (M043)
	TS351	4.8	M3.5×0.6	7.2	2.4	2.8	60	T10	2.5	AJX (M162) SRM2 (M236) PMC (M254)
	TS352	4.8	M3.5×0.6	10	3	2.8	60	T10	2.5	VFX5 (M220)
	TS4S	5.4	M4×0.7	7	2.4	3.4	80	T15	3.5	
	* TS4SL	5.4	M4×0.7	8	2.4	3.4	80	T15	4.0	BXD4000 (M150)
	* TS4SB	5.8	M4×0.7	9	2.7	3.4	80	T15	3.5	AXD7000 (M142)
	* TS4SBL	5.8	M4×0.7	10.5	2.7	3.4	80	T15	3.5	GY SERIES (F001) AXD7000 (M142)
	TS4	5.4	M4×0.7	8	2.6	3.4	60	T15	3.5	SS Type Cartridge (N010) CE/CF/CGSP (M246) TSMP (M248)
	TS4D	5.6	M4×0.7	7.7	2.5	3.4	82	T15	3.5	DIMPLE BAR (E006)
	TS42	5.4	M4×0.7	6	2.6	3.4	60	T15	3.5	
TS43	5.4	M4×0.7	10	2.6	3.4	60	T15	3.5	AJX (M162) BRP (M196) PMC (M254) SRM2 (M236)	
TS44	5.4	M4×0.7	12	2.6	3.4	60	T15	3.5		
TS406	5.4	M4×0.7	15.5	2.6	3.4	60	T15	3.5		
TS407	5.4	M4×0.7	9	2.6	3.4	60	T15	3.5	AQX (M154) AJX (M162)	
TS450	5.9	M4.5×0.75	13	3.6	3.9	60	T20	5.0	VFX6 (M224)	
TS5S	6.8	M5×0.8	9	2.9	4.5	80	T25	7.5		
* TS5SL	6.8	M5×0.8	12	2.9	4.5	80	T25	7.5		
TS5	6.8	M5×0.8	9	3.2	4.5	60	T25	7.5	SP Holder (C022) CE/CF/CGSP (M246) TSMP (M248)	
TS5L	6.8	M5×0.8	15	2.9	4.5	80	T25	7.5		
TS5R	6.9	M5×0.8	12	3.5	3.9	60	T20	5.0	WJX (M172)	
TS52	6.8	M5×0.8	8	3.2	4.5	60	T25	7.5	CESP/CFSP/CGSP (M246)	
TS53	6.8	M5×0.8	16	3.2	4.5	60	T25	7.5		
TS54	6.8	M5×0.8	12	3.2	4.5	60	T25	7.5	AJX (M162)	
TS55	6.8	M5×0.8	10.5	3.2	4.5	60	T25	7.5	GY SERIES (F001) AQX (M154) SPX (M215) SRM2 (M236)	
* TS6S	8.5	M6×1.0	13	4.4	5.6	60	T30	10.0	AQX (M154) SRM2 (M244)	
* TS6	8.5	M6×1.0	16	4.4	5.6	60	T30	10.0	SRM2 (M244)	

SPARE PARTS

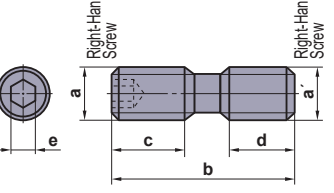
CLAMP SCREW

Geometry	Order Number	Dimensions (mm)					Angle θ°	Drive Size	Torque (N·m)	Tool Holder
		a	b	c	d	e				
	TPS20	2.7	M2×0.4	3.5	1.3	1.8	60	6IP	0.5	ARX (⊕M192)
	TPS22	3.0	M2.2×0.45	4.7	1.6	2.1	60	7IP	0.5	ARX (⊕M192)
	TPS22S	3.0	M2.2×0.45	4.2	1.6	2.1	60	7IP	0.5	ARX (⊕M192)
	TPS25	3.3	M2.5×0.45	5.5	1.7	2.1	60	7IP	1.0	APX3000 (⊕M096) MVS (⊕P022)
	TPS25-1	3.3	M2.5×0.45	6.5	1.7	2.1	60	7IP	1.0	APX3000 (⊕M096)
	TPS27F1	3.7	M2.7×0.35	6.5	1.8	2.1	60	7IP	1.0	VPX200 (⊕M110)
	TPS27F2	3.7	M2.7×0.35	8.0	1.8	2.1	60	7IP	1.0	VPX200 (⊕M110)
	TPS3	3.9	M3×0.5	6.7	1.4	2.82	60	10IP	1.0	MVX (⊕P231)
	TPS35	5.3	M3.5×0.6	11.5	2.8	3.4	60	15IP	3.5	ASX445 (⊕M030) ASX400 (⊕M080) PMR (⊕M258)
	TPS351	4.8	M3.5×0.6	7.2	1.4	2.82	60	10IP	2.5	MVX (⊕P231)
	TPS351B	5.1	M3.5×0.6	7.2	1.4	2.82	60	10IP	2.5	ARP (⊕M186)
	TPS4	5.3	M4×0.7	8	2.6	3.4	60	15IP	3.5	APX4000 (⊕M102) ARP (⊕M186) MVX (⊕P232)
	TPS40F1	5.3	M4×0.5	10.5	2.8	3.4	60	15IP	3.0	VPX300 (⊕M122)
	TPS43	5.3	M4×0.7	10	2.6	3.4	60	15IP	4.0	APX4000 (⊕M102) MVX (⊕P233)
	TPS4R	6.4	M4×0.7	10.6	2.9	3.4	60	15IP	3.5	WSX445 (⊕M018)
TPS54	6.8	M5×0.8	12	3.2	4.5	60	25IP	7.5	MVX (⊕P234)	
	TSR05008S	3.5	M5×0.8	8	—	2.8	—	T10	—	
	TSR06011S	4	M6×1.0	11	—	3.9	—	T20	—	
	TSS04005	—	M4×0.7	5	—	2.4	—	T8	—	PMF (⊕M256)
	TSS04505S	—	M4.5×0.7	5	—	3.5	—	T10	3.5	FMAX (⊕M066)
	TSS05006	—	M5×0.8	6	—	2.8	—	T10	—	BC Type Cartridge (⊕N008)
	TSS06010	—	M6×1	10	—	3.9	—	T20	—	SS Type Cartridge (⊕N010)
	WCS503507H	6.3	M5×0.5	7	3.3	3.5	—	—	5.0	ASX445 (⊕M030) ASX400 (⊕M080) PMR (⊕M258)
	WCS604010H	7.8	M6×0.75	10	4.1	4.0	—	—	7.0	PMR (⊕M258)
	WS1	8.5	M5×0.8	19	5	4.5	—	T25	7.5	
	WS254012T	4	M2.5×0.45	11.5	2.2	2.4	80	T8	2.0	TAW Drill (⊕P219)
	WS254013T	4	M2.5×0.45	12.5	2.2	2.4	80	T8	2.0	
	WS254014T	4	M2.5×0.45	13.5	2.2	2.4	80	T8	2.0	
	WS254015T	4	M2.5×0.45	14.5	2.2	2.4	80	T8	2.0	
	WS254016T	4	M2.5×0.45	15.5	2.2	2.4	80	T8	2.0	
	WS304517T	4.5	M3×0.5	16.5	3.4	2.8	60	T10	3.5	
	WS304518T	4.5	M3×0.5	17.5	3.4	2.8	60	T10	3.5	
	WS355520T	5.5	M3.5×0.6	19.5	3.9	3.4	60	T15	5.5	
	WS355521T	5.5	M3.5×0.6	20.5	3.9	3.4	60	T15	5.5	
	WS406023T	6	M4×0.7	22.0	4.4	4.5	60	T25	8.5	
	WS406024T	6	M4×0.7	23.0	4.4	4.5	60	T25	8.5	
	WS508026T	8	M5×0.8	25.0	5.2	5.1	60	T27	12.0	
	WS508027T	8	M5×0.8	26.0	5.2	5.1	60	T27	12.0	
	WS203107TPS	3.1	M2×0.25	7.3	1.7	1.8	60	6IP	1.0	STAW Drill (⊕P218)
	WS203108TPS	3.1	M2×0.25	8.3	1.9	1.8	60	6IP	1.0	
	WS253909TPS	3.9	M2.5×0.35	9.5	2.4	2.4	60	8IP	2.0	
	WS304912TPS	4.9	M3×0.35	12	3.25	2.82	60	10IP	2.5	

SET BOLT

Geometry	Order Number	Dimensions (mm)					Angle θ°	Drive Size	Torque (N·m)	Tool Holder
		a	b	c	d	e				
	BOES101	15	M10×1.5	45	10	8	60	—	10.0	OCTACUT (⊕M180)
	* HSC08030H	13	M8×1.25	38	8	5	—	—	24	APX3000/4000 (⊕M096, M102) WSX445 (⊕M018)
	HSC08040	13	M8×1.25	48	8	6	—	—	24	AXD4000 (⊕M134)
	HSC08050	13	M8×1.25	58	8	6	—	—	24	AXD7000 (⊕M142)
	* HSC10030H	16	M10×1.5	40	10	6	—	—	40	APX (⊕M102) AJX (⊕M162) WSX445 (⊕M018)
	HSC10035	16	M10×1.5	45	10	8	—	—	44	BXD (⊕M150)
	HSC10045	16	M10×1.5	55	10	8	—	—	44	VFX5/6 (⊕M220)
	HSC10055	16	M10×1.5	65	10	8	—	—	44	AHX475S (⊕M043) AHX640S (⊕M046)
	HSC12035	18	M12×1.75	47	12	10	—	—	80	WSX445 (⊕M018)
	* HSC12035H	18	M12×1.75	47	12	10	—	—	80	APX3000/4000 (⊕M096, M102) AJX (⊕M162)
	HSC12045	18	M12×1.75	57	12	10	—	—	80	WSX445 (⊕M018)
	HSC12070	18	M12×1.75	82	12	10	—	—	80	
	HSC16040	24	M16×2	56	16	14	—	—	150	
	* HSC16040H	24	M16×2	56	16	14	—	—	150	APX3000/4000 (⊕M096, M102) AJX (⊕M162)
	HSC16080	24	M16×2	96	16	14	—	—	150	
HSC20040	30	M20×2.5	60	20	17	—	—	320		
HSC20090	30	M20×2.5	110	20	17	—	—	320		
	HSCX12030H	24	M12×1.75	37	7	8	—	—	40	FMAX (⊕M067)
	HSCX16035H	30	M16×2	44	9	12	—	—	100	
	HSCX16045H	30	M16×2	54	9	12	—	—	100	
	HSCX20035H	36	M20×2.5	46	11	14	—	—	180	
	HFF08043H	11	M8×1.25	43	5	5	90	—	8.2	AXD4000 (⊕M134) BXD (⊕M150)
	MBA16033H	40	M16×2	43	10	14	—	—	150	AHX640 (For $\phi 100$) (⊕M046)
	MBA20040H	50	M20×2.5	54	14	17	—	—	320	WSX445 (⊕M018) APX4000 (⊕M102)
	MBA24045H	65	M24×3	59	14	17	—	—	520	AHX475S (⊕M043) AHX640S (⊕M046) AXD4000 (⊕M134) AXD7000 (⊕M142) AJX (⊕M162) BXD (⊕M150)

* With coolant hole.

Geometry	Order Number	Dimensions (mm)						Torque (N·m)	Tool Holder
		a	a'	b	c	d	e		
	HDS08030	M8×0.75	M8×1.25	30	13.5	11.5	4	8.2	BRP (⊕M196)
	HDS10031	M10×1.0	M10×1.5	31	14	12	5	9.0	OCTACUT (⊕M180) PMF (⊕M256)

SPARE PARTS

SHIM

Geometry	Order Number	Dimensions (mm)						Tool Holder
		a	b	c	d	e	f	
	CS32	9.52	3.18	0.8	0.8	1.2	1.2	BC Type Cartridge (☉N008)
	CS42	12.70	3.18	0.8	0.8	1.2	1.6	
	CS43	12.70	4.76	0.8	0.8	1.2	1.6	
	CS62	19.05	3.18	1.2	1.2	1.6	1.6	
	* PS31	8.28	2.38	0.2	0.2	0.6	0.6	
	* PS42	11.46	3.18	0.2	0.2	0.6	1.0	
	* PS62	17.20	3.18	0.3	0.3	0.7	0.7	
	CT22	6.35	3.18	0.4	0.8	1.2	—	F Type Boring Bar (☉E026)
	CT32	9.52	3.18	0.4	0.8	1.2	—	
	CT33	9.52	4.76	0.4	0.8	1.2	—	
	CT42	12.70	3.18	0.4	0.8	1.2	—	
	* PT21	5.11	2.38	0.2	0.2	0.6	—	
	* PT32	8.28	3.18	0.2	0.2	0.6	—	
	* PT42	10.85	3.18	0.3	0.3	0.7	—	
	BPT322	7.8	3.18	—	—	—	—	DOUBLE CLAMP Holder (☉C018) DOUBLE CLAMP DIMPLE BAR (☉E015)
	DCSVN32	9.52	3.18	0.8	1.2	—	—	
	ESS42	12.70	3.18	0.8	0.8	1.2	1.6	
	EST32	9.52	3.18	0.4	0.8	1.2	—	
	EST43	12.70	4.76	0.4	0.8	1.2	—	
	LLSCN3T3	9.52	3.97	0.4	0.4	0.8	0.8	DOUBLE CLAMP Holder (☉C008) DOUBLE CLAMP DIMPLE BAR (☉E013) D Type Boring Head (☉E040) HSK Tool Holder (☉H001) LL Type Holder (☉C008) LL Type Cartridge (☉N006) P Type Boring Bar (☉E035)
	LLSCN33	9.52	4.76	0.4	0.4	0.8	0.8	
	LLSCN42	12.70	3.18	0.8	0.8	1.2	1.2	
	LLSCN53	15.87	4.76	1.2	1.2	1.6	1.6	
	LLSCN63	19.05	4.76	1.2	1.2	1.6	1.6	
	* LLSCP42	12.70	3.18	0.8	0.8	1.2	1.2	
	* LLSCP63	19.05	4.76	1.2	1.2	1.6	1.6	
	LLSDN32	9.52	3.18	0.8	1.2	—	—	DOUBLE CLAMP Holder (☉C008) DOUBLE CLAMP DIMPLE BAR (☉E013) D Type Boring Head (☉E040) HSK Tool Holder (☉H001) LL Type Holder (☉C008) P Type Boring Bar (☉E035)
	LLSDN42	12.70	3.18	0.8	1.2	—	—	
	LLSDN43	12.70	4.76	0.8	1.2	—	—	
	LLSDN53	15.87	4.76	1.2	1.6	—	—	
	* LLSDP42	12.70	3.18	0.8	1.2	—	—	
	LLSRN103	8.3	3.18	—	—	—	—	HSK Tool Holder (☉H001) LL Type Holder (☉C024)
	LLSRN123	9.8	3.18	—	—	—	—	
	LLSRN164	13.6	4.76	—	—	—	—	
	LLSRN204	17.3	4.76	—	—	—	—	
	LLSRN256	22.0	6.35	—	—	—	—	
	LLSRN326	28.0	6.35	—	—	—	—	
	LLSSN32	9.52	3.18	0.8	0.8	1.2	1.2	LL Type Holder (☉C012) LL Type Cartridge (☉N006) P Type Boring Bar (☉E035)
	LLSSN33	9.52	4.76	0.8	0.8	1.2	1.2	
	LLSSN42	12.70	3.18	0.8	0.8	1.2	1.6	
	LLSSN53	15.87	4.76	1.2	1.2	1.6	1.6	
	LLSSN63	19.05	4.76	1.2	1.2	1.6	2.0	
	LLSSN84	25.40	6.35	1.6	1.6	2.4	2.4	
	* LLSSP42	12.70	3.18	0.8	0.8	1.2	1.6	

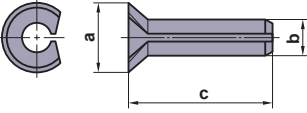
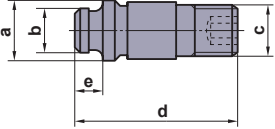
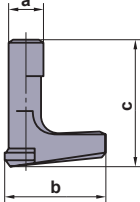
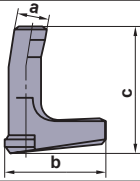
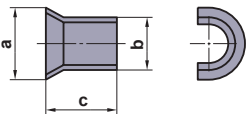
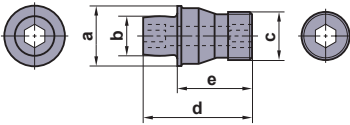
Geometry	Order Number	Dimensions (mm)						Tool Holder
		a	b	c	d	e	f	
	LLSTE32	7.6	3.18	0.4	0.4	0.4	—	DOUBLE CLAMP Holder (⊕C016)
	LLSTN32	9.52	3.18	0.4	0.8	1.2	—	DOUBLE CLAMP DIMPLE BAR (⊕E014)
	LLSTN33	9.52	4.76	0.4	0.8	1.2	—	Boring Unit (⊕N012)
	LLSTN42	12.70	3.18	0.4	0.8	1.2	—	D Type Boring Head (⊕E040)
	LLSTN53	15.87	4.76	0.8	1.2	1.6	—	LL Type Holder (⊕C008)
	* LLSTP32	9.52	3.18	0.4	0.8	1.2	—	LL Type Cartridge (⊕N006)
* LLSTP42	12.70	3.18	0.4	0.8	1.2	—	P Type Boring Bar (⊕E035)	
	LLSWN32	9.52	3.18	0.4	0.8	1.2	—	DOUBLE CLAMP Holder (⊕C021)
	LLSWN3T3	9.52	3.97	0.4	0.8	1.2	—	DOUBLE CLAMP DIMPLE BAR (⊕E015)
	LLSWN42	12.70	3.18	0.4	0.8	1.2	—	LL Type Holder (⊕C008)
	* LLSWP32	9.52	3.18	0.4	0.8	1.2	—	
	* LLSWP42	12.70	3.18	0.4	0.8	1.2	—	
	MHS532R/L	9.4	15.7	4.5	0.8	0.8	—	
	MHS533R/L	9.4	15.7	4.5	1.2	1.2	—	
	MHS534R/L	9.4	15.7	4.5	1.6	1.6	—	
	MHS542R/L	9.4	15.7	6.5	0.8	0.8	—	
	MHS543R/L	9.4	15.7	6.5	1.2	1.2	—	
	MHS544R/L	9.4	15.7	6.5	1.6	1.6	—	
	MLCP42	12.58	3.18	1.2	1.2	1.2	1.2	P Type Boring Bar (⊕E036)
	MLDP42	12.56	3.18	1.2	1.2	—	—	P Type Boring Bar (⊕E036)
	MLSP42	12.63	3.18	1.2	1.2	1.2	1.2	P Type Boring Bar (⊕E035)
	MLTP32	9.50	3.18	1.2	1.2	1.2	—	P Type Boring Bar (⊕E035)
	MSCN63	18.8	4.76	1.6	1.6	1.6	1.6	DOUBLE CLAMP Holder (For Heavy Cutting) (⊕C014)
	MSSN63	18.8	4.76	1.6	1.6	1.6	1.6	DOUBLE CLAMP Holder (For Heavy Cutting) (⊕C014)
	CT32T1	9.525	15.03	3.18	—	—	—	
	* PT32T1R	8.28	13.34	3.18	—	—	—	
	* PT32T2R	8.28	13.19	3.18	—	—	—	
	* PT42TR	10.85	17.20	3.18	—	—	—	

SPARE PARTS

SHIM

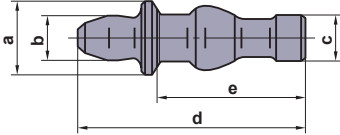
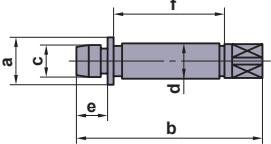
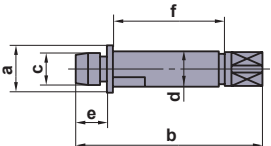
Geometry	Order Number	Dimensions (mm)						Tool Holder
		a	b	c	d	e	f	
	PV321	9.52	3.18	0.4	0.4	—	—	MP Type Holder (☉C019)
	PV322	9.52	3.18	0.8	0.8	—	—	
	PV323	9.52	3.18	1.2	1.2	—	—	
	SPSVN32	8.06	3.18	0.3	0.3	—	—	HSK Tool Holder (☉H001) SP Type Holder (☉C028)
	STASX400N	11.00	3.00	0.4	0.4	0.4	0.4	ASX400 (☉M080)
	STASX445N	10.76	3.00	—	—	—	—	ASX445 (☉M030)
	STBS500N	12.7	3.18	0.8	0.8	0.8	0.8	
	WPSTN33	9.3	4.76	0.8	0.4	1.2	—	WP Type Holder (☉C017)
	WPSTN43	12.50	4.76	0.8	0.4	1.2	—	
	* WPSWC43	12.50	4.76	0.4	0.8	1.2	—	
	WPSWN43	12.50	4.76	0.4	0.8	1.2	—	

SHIM PIN AND CLAMP LEVER

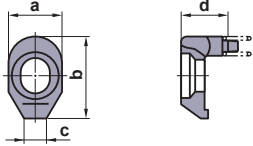
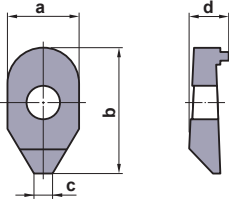
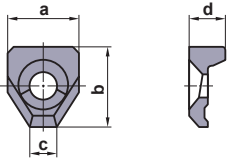
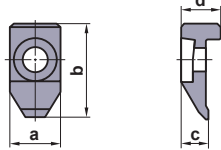
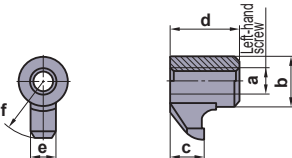
Geometry	Order Number	Dimensions (mm)					Tool Holder
		a	b	c	d	e	
	BCP141	3.0	1.4	5.6	—	—	SP Type Holder (☉C028)
	BCP201	4.3	2	7.4	—	—	F Type Boring Bar (☉E026)
	BCP202	4.3	2	6.4	—	—	HSK Tool Holder (☉H013)
	BCP251	4.8	2.5	7.4	—	—	BC Type Cartridge (☉N008)
	BCP252	4.8	2.5	6.4	—	—	
	BCP301	5.3	3	7.4	—	—	
	BCP401	6.3	4	7.4	—	—	
	CCP33	6.5	3.66	M5×0.8	18.5	3	WP Holder (☉C017)
	CCP34	7.5	5.0	M6×1.0	18.5	3	
	CCP44	7.5	5.0	M5×0.8	14.2	3	
	LLCL12S	2.1	9.3	5.6	—	—	LL Type Holder (☉C008)
	LLCL13	3.6	10	12.5	—	—	LL Type Cartridge (☉N006)
	LLCL13S	3.6	10	7.8	—	—	D Type Boring Head (☉E040)
	LLCL14	4.7	13.4	13.2	—	—	HSK Tool Holder (☉H001)
	LLCL14S	4.7	13.6	12.2	—	—	KSMG (☉M252)
	LLCL15	6.0	19	17	—	—	Boring Unit (☉N012)
	LLCL16	7.5	20.8	21	—	—	P Type Boring Bar (☉E035)
	LLCL18	8.6	25.4	25.2	—	—	
	LLCL23	3.6	12.0	11.5	—	—	
	LLCL23S	3.6	11.6	9.5	—	—	
	LLCL24	4.7	16.2	14.8	—	—	
	LLCL25	6.0	17.1	17	—	—	
	LLCL110	3.0	10.7	11.6	—	—	
	LLCL112	3.5	13	13.5	—	—	
	LLCL116	4.5	18.5	18	—	—	
	LLCL120	5.6	20.3	19	—	—	
	LLCL125	6	24	24	—	—	
	LLCL132	8	30	27	—	—	
	LLP13	5.55	4.85	5.3	—	—	LL Type Holder (☉C008)
	LLP14	7.25	6.55	5.8	—	—	DOUBLE CLAMP Holder (☉C008)
	LLP15	8.8	8.05	8.6	—	—	DOUBLE CLAMP DIMPLE BAR (☉E013)
	LLP16	10.85	9.85	11.1	—	—	P Type Boring Bar (☉E035)
	LLP18	15.35	13.05	12.0	—	—	D Type Boring Head (☉E040)
	LLP23	5.55	4.85	6.8	—	—	HSK Tool Holder (☉H001)
	LLP24	7.25	6.55	9.1	—	—	KSMG (☉M252)
							Boring Unit (☉N006) LL Type Cartridge (☉N006)
	MP6	11.9	7.8	M10×1	22.1	15	DOUBLE CLAMP Holder (For Heavy Cutting) (☉C014)

SPARE PARTS

LOCK PIN

Geometry	Order Number	Dimensions (mm)						Tool Holder
		a	b	c	d	e	f	
	P11S	6	3.7	4	17	11.1	—	D Type Boring Head (☉E042) MP Type Holder (☉C018)
	P21S	7.5	4.9	4.5	17.2	11.5	—	
	P221US	4	18	2.11	3.5	3.3	7.7	
	P321US	5.5	18	3.64	5.0	3.3	7.5	
	P322US	5.5	21	3.64	5.0	3.3	10.5	
	P323US	5.5	24	3.64	5.0	3.3	13.5	
	P332US	5.5	21	3.64	5.0	4.9	8.9	
	P323WS	5.75	24	3.64	5.0	3.3	12.9	
	P333WS	5.75	24	3.64	5.0	4.9	11.3	
	P334WS	5.75	30	3.64	5.0	4.9	17.3	
	P433W	7.75	24	5.03	7.0	4.9	10.8	
	P434W	7.75	30	5.03	7.0	4.9	16.8	

CLAMP BRIDGE

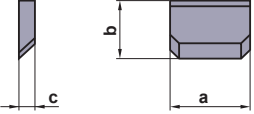
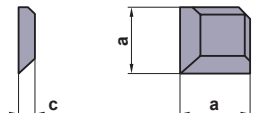
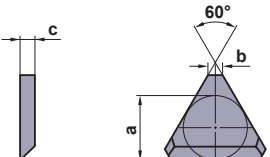
Geometry	Order Number	Dimensions (mm)						Tool Holder
		a	b	c	d	e	f	
	AMS3	7	12	3	3.3	—	—	Profile Holder (☉C030) AJX (☉M162)
	AMS4	9	13.5	3	3.8	—	—	
	AMS5	10	15	3.5	5	—	—	
	CA142	8	15	4	7	—	—	
	CA150	9	16	4.5	7	—	—	
	CA151	10	17	5	7	—	—	
	CA152	10	19	5	7	—	—	
	CA153	10	24	5	7	—	—	
	CA161	13	20	6	8	—	—	
	CA162	13	24	6	8	—	—	
	CA163	13	27	6	8	—	—	
	CA181	16	30	8	10	—	—	
CA183	16	37	8	10	—	—		
	CCK13	15	18.5	6	9	—	—	WP Type Holder (☉C017)
	CCK14	19	22	8	9.5	—	—	
	CCTC1	13	25	7	10.2	—	—	
	CK231	M6×1	8	4	7.5	4.5	9.5	
	CK232	M6×1	8	4.5	8	4.5	11.5	
	CK341	M8×1	11	5.5	13.5	6	13.5	
	CK342	M8×1	11	6	14	6	16.5	

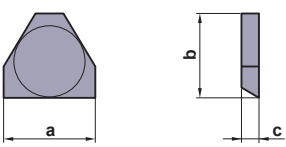
CLAMP BRIDGE

Geometry	Order Number	Dimensions (mm)						Tool Holder
		a	b	c	d	e	f	
	CKW6	10.9	22.5	9.2	16.8	5	M8×1	DOUBLE CLAMP Holder (For Heavy Cutting) (☉C014)
	DCK2211 DCK2613 DCK3113	11 13 13	22 26.5 31	6.57 7.35 9	11.1 12.9 14.5	— — —	— — —	DOUBLE CLAMP Holder (☉C008) DOUBLE CLAMP DIMPLE BAR (☉E013) HSK Tool Holder (☉H001)
	KGC1	12.0	15.0	M7×0.75	—	—	—	UG Type Holder (☉F114)
	LK1	8	14.3	4.5	5.9	—	—	
	MHK5NR/L	15.5	23.5	8.1	12.1	—	—	
	MTK1R/L	13	17.5	5	12	—	—	HSK Tool Holder (☉H001) MG Type Holder (☉F116) MT Type Holder (☉G024) MT1 Type Holder (☉G024)
	MTK2R/L	18	28	7	14	—	—	
	SETK51 SETK61	6.8 8.9	14.5 18.1	2.9 4.1	8 8.6	— —	— —	MMTE Type Holder (☉G019) MMTI Type Holder (☉G029) HSK Tool Holder (☉H001)
	SRK1R	9.4	21	5.5	7.5	—	—	
	UCR	12	24	8	7	—	—	

SPARE PARTS



BREAKER PIECE

Geometry	Order Number	Dimensions (mm)					Tool Holder
		a	b	c	Inscribed Circle	Breaker Width	
	CBS3	9.4	8.0	1.5	9.525	1.5	
	CBS4	12.6	9.2	2.5	12.70	3.5	
	CBS4N	12.6	10.2	2.5	12.70	2.5	
	CBS4F	12.6	11.2	2.5	12.70	1.5	
	CBS6	18.9	14.6	2.5	19.05	4.5	
	CBS6N	18.9	16.6	2.5	19.05	2.5	
	CBS6F	18.9	17.6	2.5	19.05	1.5	
	CBS3D	8.0	—	1.5	9.525	1.5	
	CBS4D	10.2	—	2.5	12.70	2.5	
	CBS6D	15.6	—	2.5	19.05	3.5	
	CBT2	5.33	1.4	1.5	6.35	1.5	F Type Boring Bar (E026) *For positive inserts, the breaker width is 0.5mm larger than the figures in the list.
	CBT2N	5.67	1.4	1.5	6.35	1.0	
	CBT3	7.20	1.4	2.5	9.525	3.5	
	CBT3N	7.87	1.4	2.5	9.525	2.5	
	CBT3F	8.53	1.4	2.5	9.525	1.5	
	CBT4	9.73	1.4	2.5	12.70	4.5	
	CBT4N	11.07	1.4	2.5	12.70	2.5	
CBT4F	11.73	1.4	2.5	12.70	1.5		

Geometry	Order Number	Dimensions (mm)			Thread Pitch (mm)	Tool Holder
		a	b	c		
	CBT3106	11.5	10.6	2.0	2.5–3.0	
	CBT3113	11.5	11.3	2.0	1.5–2.0	
	CBT3120	11.5	12	2.0	0.75–1.25	
	CBT4108	13.3	10.8	2.0	3.5–4.0	
	CBT4128	13.3	12.8	2.0	4.5–5.0	

ANTI SEIZE LUBRICANT

ANTI SEIZE LUBRICANT



Shape	Order Number	Stock	Volume (g)
	MK1K	●	20
	MK1KS	●	3

● : Inventory maintained in Japan.







SPARE PARTS

REPLACEMENT PARTS FOR OLD TYPE TOOLS (TURNING HOLDERS)






EG TYPE HOLDER

Old Type Tool Number			
Type	Size	Clamp Screw	Wrench
EGHR	2020K03	EGS06019	HKY30R
	2525M3	EGS06019	HKY30R
	2525M4	EGS08024	HKY40R
	2525M5	EGS08024	HKY40R
	2525M7	EGS08024	HKY40R
	2525M8	EGS08024	HKY40R








ET TYPE HOLDER

Old Type Tool Number							
Type	Size	Clamp Bridge	Clamp Screw	Shim Screw	Shim	Breaker Piece	Wrench
ETHR	2525M16	CK341	LS2	CFM02008	PT32T1R PT32T2R	CBT3106 CBT3113 CBT3120	HKY40R





LL TYPE HOLDER

Old Type Tool Number						
Type	Size	Shim	Shim Pin	Clamp Lever	Clamp Screw	Wrench
PCFNR/L PCLNR/L PCBNR/L	1616H09	LLSCN3T3	LLP13	LLCL13	LLCS106	HKY25R
	2020K09	LLSCN3T3	LLP13	LLCL13	LLCS106	HKY25R
	2525M09	LLSCN3T3	LLP13	LLCL13	LLCS106	HKY25R
	2020K12	LLSCN42	LLP14	LLCL14	LLCS108	HKY30R
	2525M12	LLSCN42	LLP14	LLCL14	LLCS108	HKY30R
	2525M16	LLSCN53	LLP15	LLCL25	LLCS508	HKY30R
	3225P16	LLSCN53	LLP15	LLCL25	LLCS508	HKY30R
	4040R19	LLSCN63	LLP16	LLCL16	LLCS310	HKY40R
PTANR/L PTBNR/L PTTNR/L PTGNR/L PTFNR/L	1010E11	—	—	LLCL12S	LLCS105	HKY20F
	1212F11	—	—	LLCL12S	LLCS105	HKY20F
	1616H16	LLSTN32	LLP13	LLCL13	LLCS106	HKY25R
	2020K16	LLSTN32	LLP13	LLCL13	LLCS106	HKY25R
	2525M16	LLSTN32	LLP13	LLCL13	LLCS206	HKY25R
	2525M22	LLSTN42	LLP14	LLCL14	LLCS108	HKY30R
	3225P22	LLSTN42	LLP14	LLCL14	LLCS108	HKY30R
	3232P22	LLSTN42	LLP14	LLCL14	LLCS108	HKY30R
	4040R27	LLSTN53	LLP15	LLCL25	LLCS508	HKY30R
PSBNR/L PSSNR/L PSKNR/L	3225P12	LLSSN42	LLP14	LLCL14	LLCS108	HKY30R
	2525M15	LLSSN53	LLP15	LLCL25	LLCS508	HKY30R
	3232P15	LLSSN53	LLP15	LLCL25	LLCS508	HKY30R
	3232P19	LLSSN63	LLP16	LLCL16	LLCS310	HKY40R
	4040R19	LLSSN63	LLP16	LLCL16	LLCS310	HKY40R
	5050T25	LLSSN84	LLP18	LLCL18	LLCS112	HKY50R
PRGCR/L PRDCN	2020K10	LLSRN103	LLP13	LLCL110	LLCS205	HKY20R
	2020K12	LLSRN123	LLP13	LLCL112	LLCS106	HKY25R
	3225P12	LLSRN123	LLP13	LLCL112	LLCS106	HKY25R
	3225P16	LLSRN164	LLP24	LLCL116	LLCS306	HKY25R
	4040R25	LLSRN256	LLP16	LLCL125	LLCS410	HKY40R
	5050T32	LLSRN326	LLP18	LLCL132	LLCS112	HKY50R





MC TYPE HOLDER

Old Type Tool Number								
Type	Size	Shim	Shim Pin	Clamp Bridge	Clamp Screw	Breaker Piece	Wrench	Spring
CTANR/L CTGNR/L	1616	CT22	BCP201	CK231	LS1	CBT2	HKY30R	—
	2020	CT32	BCP301	CK341	LS2	CBT3	HKY40R	—
	2525	CT32	BCP301	CK341	LS3	CBT3	HKY40R	—
CSTNR/L CSSNR/L	1616	CS32	BCP251	CK232	LS1	CBS3	HKY30R	—
	2020	CS42	BCP301	CK341	LS2	CBS4	HKY40R	—
	2525M43	CS42	BCP301	CK341	LS3	CBS4	HKY40R	—
CTAPR/L	2020	PT32	BCP201	CK341	LS2	CBT3	HKY40R	—
CSBPR/L CSSPR/L CSKPR/L	1616	PS31	BCP201	CK232	LS1	CBS3	HKY30R	—
	2020	PS42	BCP251	CK342	LS2	CBS4	HKY40R	—
CTCPR/L	2020K16	BPT322	BCP201	CCTC1	HSC06020	CBT3	HKY50R	MES3
	2525M16	BPT322	BCP201	CCTC1	HSC06020	CBT3	HKY50R	MES3

MG TYPE HOLDER

Old Type Tool Number					
Type	Size	Clamp Bridge	Clamp Screw	Spring	Wrench
MGHR/L	2020K3333	MTK1L/R	HBH06020	MES3	HKY40R
	2020K4447	MTK1L/R	HBH06020	MES3	HKY40R
	3232P5660	MTK2L/R	MGS6	MES3	HKY50R
	3232P5670	MTK2L/R	MGS6	MES3	HKY50R
	3232P5680	MTK2L/R	MGS6	MES3	HKY50R







MG2 TYPE HOLDER

Old Type Tool Number					
Type	Size	Clamp Bridge	Clamp Screw	Spring	Wrench
MG2R/L	2525M4315	MTK1R/L	HBH06020	MES3	HKY40R
	2525M4323	MTK1R/L	HBH06020	MES3	HKY40R
	2525M4333	MTK1R/L	HBH06020	MES3	HKY40R





SPARE PARTS

REPLACEMENT PARTS FOR OLD TYPE TOOLS (TURNING HOLDERS)






MH TYPE HOLDER

Old Type Tool Number							
Type	Size	Shim	Shim Pin	Clamp Bridge	Clamp Screw	Stop Ring	Wrench
KKCR/L	445	MHS532R/L	SFC03010	MHK5NR/L	MHT1	CE8	HKY40R
		MHS533R/L					
		MHS534R/L					





ML TYPE HOLDER

Old Type Tool Number					
Type	Size	Lock Pin	Shim	Stop Ring	Spanner
ETANR/L ETENN ETFNR/L ETGNR/L ETXNR/L	1212	P221US	—	ER2	KY25
	1616H32	P322US	—	ER3	KY40
	1616H33	P332US	—	ER3	KY40
	2020K32W	P323WS	EST32	ER3	KY40
	2020K33W	P333WS	EST32	ER3	KY40
	2525M33W	P334WS	EST32	ER3	KY40
	2525M43W	P434W	EST43	ER4	KY40
ESBNR/L ESENR/L ESDNR/L ESKNR/L ESSNR/L	1212	P321US	—	ER3	KY40
	1616H32	P322US	—	ER3	KY40
	2020W	P433W	ESS42	ER4	KY40
	2525W	P434W	ESS42	ER4	KY40







MP TYPE HOLDER

Old Type Tool Number						
Type	Size	Shim	Lock Pin	Lock Screw	Stop Ring	Wrench
PVVNN PVPNR/L	3225P16	PV32	P11S	HSP05008C	E03	HKY25R







MT2 TYPE HOLDER

Old Type Tool Number					
Type	Size	Clamp Bridge	Clamp Screw	Spring	Wrench
MT2R/L	2525M4	MTK1L/R	HBH06020	MES3	HKY40R





SET TYPE HOLDER

Old Type Tool Number							
Type	Size	Clamp Bridge	Clamp Screw	Stop Ring	Shim Pin	Shim	Wrench
SETHR	1616H16	SETK51	SETS51	CR4	HFC03008	CT32T1	TKY15F HKY20R
	2020K16	SETK51	SETS51	CR4	HFC03008	CT32T1	TKY15F HKY20R
	2525M16	SETK51	SETS51	CR4	HFC03008	CT32T1	TKY15F HKY20R



SL TYPE HOLDER

Old Type Tool Number							
Type	Size	Shim	Lock Pin	Nut	Clamp Wedge	Clamp Screw	Wrench
ETJNR/L ETQNR/L	33K16S	SLSTN33	SLP13	SLN13	SLCW13	SLCS105	HKY25R HKY40R
	44M16S	SLSTN33	SLP13	SLN13	SLCW13	SLCS105	HKY25R HKY40R
	44M22S	SLSTN43	SLP14	SLN14	SLCW14	SLCS106	HKY30R HKY40R
	54P22S	SLSTN43	SLP14	SLN14	SLCW14	SLCS106	HKY30R HKY40R
ETNNR/L	64M22S	SLSTN43	SLP14	SLN14	SLCW14	SLCS106	HKY30R HKY40R
	85M22S	SLSTN43	SLP14	SLN14	SLCW14	SLCS106	HKY30R HKY40R

SP TYPE HOLDER

Old Type Tool Number					
Type	Size	Clamp Screw	Wrench	Shim	Shim Pin
SDJCR/L SDFCR/L SDXCR/L	0808D07	TS25	TKY08F	—	—
	1010E07	TS25	TKY08F	—	—
	1212F07	TS25	TKY08F	—	—
	1616H11	TS43	TKY15F	—	—
SVJCR/L SVVCN SVPCR/L	0808D11	TS25	TKY08F	—	—
	1010E11	TS25	TKY08F	—	—
	1212F16	TS43	TKY15F	—	—
	3225P16	TS44	TKY15R	SPSVN32	BCP141
SSBCR/L	1616H09	TS43	TKY15F	—	—
SRGCR/L SRXCR/L SRDCN	0808D06	TS25	TKY08F	—	—
	1010E06	TS25	TKY08F	—	—
	1212F06	TS25	TKY08F	—	—
	1010E08	TS3	TKY08F	—	—
	1212F08	TS3	TKY08F	—	—









SR TYPE HOLDER

Old Type Tool Number			
Type	Size	Clamp Screw	Wrench
SRSGR/L SRSGN	2525M20	TS5	TKY25F
	3225P20	TS5	TKY25F









SPARE PARTS

REPLACEMENT PARTS FOR OLD TYPE TOOLS (TURNING HOLDERS)






WP TYPE HOLDER (OLD TYPE PRODUCTS)

Old Type Tool Number									
Type	Size	Shim	Shim Pin	Clamp Bridge	Clamp Screw	Side Lock Plate	Lock Screw	Spring	Wrench
MTJNR/L MTENN MTQNR/L	2020K16	SLSTN33	CCP13	CCK13	SLCS105	CPT13	WPS1	MES2	HKY30R HKY40R
	2525M16	SLSTN33	CCP13	CCK13	SLCS105	CPT13	WPS1	MES2	HKY30R HKY40R
	2525M22	SLSTN43	CCP14	CCK14	SLCS106	CPT14	WPS1	MES3	HKY30R HKY40R
MTNNR/L	5032M22	SLSTN43	CCP14	CCK14	SLCS106	CPT14	WPS1	MES3	HKY30R HKY40R
MWLNR/L	2020K08								
	2525M08	WPSWN43	CCP34	CCK13	SLCS105	CPT24	—	MES2	HKY30R HKY40R
	3225P08								

WP TYPE HOLDER






Old Type Tool Number									
Type	Size	Shim	Shim Pin	Clamp Bridge	Clamp Screw	Side Lock Plate	Lock Screw	Spring	Wrench
MTENN MTQNR/L	2020K16N	WPSTN33	CCP33	CCK13	SLCS105	CPT13	—	MES2	HKY25R HKY40R
	2525M16N	WPSTN33	CCP33	CCK13	SLCS105	CPT13	—	MES2	HKY25R HKY40R
	2525M22N	WPSTN43	CCP34	CCK14	SLCS106	CPT14	—	MES3	HKY30R HKY40R
MTNNR/L	5032M22N	WPSTN43	CCP34	CCK14	SLCS106	CPT14	—	MES3	HKY30TL HKY40R

AL TYPE HOLDER





Old Type Tool Number						
Type	Size	Shim	Shim Pin	Clamp Lever	Clamp Screw	Wrench
PTGER/L PTFER/L	2020K16	LLSTE32	LLP13	LLCL131	LLCS106	HKY25R
	2525M16	LLSTE32	LLP13	LLCL131	LLCS106	HKY25R
SVVDN SVPDR/L	1616H16	—	—	—	FC400890T	TKY10F
	2020K16	—	—	—	FC400890T	TKY10F
	2525M16	—	—	—	FC400890T	TKY10F

REPLACEMENT PARTS FOR OLD TYPE TOOLS (GROOVING/CUTTING OFF)


DG TYPE HOLDER

Old Type Tool Number					
	Clamp Bridge	Locator Screw	Wrench	Clamp Screw	Spring
DGHR/L 1616K2G	DGK2R/L	—	HKY40R	DGS51	MES2
DGHR/L 1616K3	DGK3R/L	—	HKY40R	DGS51	MES2
DGHR/L 1616K3G	DGK3R/L	—	HKY40R	DGS51	MES2
DGHR/L 1616KF3	DGK3R/L	—	HKY40R	DGS51	MES2
DGHR/L 2020K	—	HSC04014	HKY30R HKY40R	DGS51	MES2
DGHR/L 2020KFS	—	HSC04014	HKY30R HKY40R	DGS51	MES2
DGHR/L 2020KL	—	HSC04014	HKY30R HKY40R	DGS51	MES2
DGHR/L 2020KLS	—	HSC04014	HKY30R HKY40R	DGS51	MES2
DGHR/L 2020KS	—	HSC04014	HKY30R HKY40R	DGS51	MES2
DGHR/L 2525M	—	HSC05012	HKY40R	DGS51	MES2
DGHR/L 2525MC	—	HSC05012	HKY40R	DGS51	MES2
DGHR/L 2525MCS	—	HSC05010	HKY40R	DGS51	MES2
DGHR/L 2525MF	—	HSC05012	HKY40R	DGS51	MES2
DGHR/L 2525MFS	—	HSC05012	HKY40R	DGS51	MES2
DGHR/L 2525ML	—	HSC05012	HKY40R	DGS51	MES2
DGHR/L 2525MLS	—	HSC05012	HKY40R	DGS51	MES2
DGHR/L 2525MS	—	HSC05012	HKY40R	DGS51	MES2






HSK-T TOOLS (DG)

Old Type Tool Number				
	Locator Screw	Clamp Screw	Spring	Wrench
H63TH-DGHR/LS	HSC05012	DGS51	MES2	HKY40R
H63TH-DGHR/L	HSC05012	DGS51	MES2	HKY40R
H63TH-DGHN-H4	HSC05010	DGS51	MES2	HKY40R
H63TH-DGHN-H5	HSC05012	DGS51	MES2	HKY40R
H63TH-DGHN-H6	HSC05012	DGS51	MES2	HKY40R
H63TH-DGHN-L4	HSC05010	DGS51	MES2	HKY40R
H63TH-DGHN-L5	HSC05012	DGS51	MES2	HKY40R
H63TH-DGHN-L6	HSC05012	DGS51	MES2	HKY40R

UG TYPE HOLDER

Old Type Tool Number	
	Wrench
DGHN262	UGS1
DGHN263	UGS1
DGHN264	UGS1
DGHN265	UGS1
DGHN322	UGS1
DGHN323	UGS1
DGHN324	UGS1
DGHN325	UGS1



TOOL BLOCK FOR UG HOLDER

Old Type Tool Number	Block			Shank	
					
	Clamp Bridge	Clamp Screw	Wrench	Set Bolt	Wrench
KGBN26-20	KGC1	LST15T	TKY25R	HSC08016	HKY60R
KGBN26-25	KGC1	LST15T	TKY25R	HSC08016	HKY60R
KGBN32-20	KGC1	LST15T	TKY25R	HSC08016	HKY60R
KGBN32-25	KGC1	LST15T	TKY25R	HSC08016	HKY60R



SPARE PARTS

REPLACEMENT PARTS FOR OLD TYPE TOOLS (BORING BARS)









COBRA (STEEL SHANK)

Old Type Tool Number		
	Clamp Screw	Wrench
S08HSTFPR09	TS253	TKY08F
S10KSTFPR09	TS25	TKY08F
S○○○STFPR11	TS3	TKY08F
S○○○STFPR16	TS4	TKY15F
S○○○SCLPR/L08	TS3	TKY08F
S○○○SCLPR/L09	TS4	TKY15F
S○○○SWLPR/L04	TS25	TKY08F
S○○○SWLPR/L06	TS4	TKY15F

COBRA (CARBIDE SHANK)





Old Type Tool Number		
	Clamp Screw	Wrench
E08KSTFPR09	TS253	TKY08F
E10MSTFPR09	TS25	TKY08F
E○○○STFPR11	TS3	TKY08F
E○○○SCLPR08	TS3	TKY08F
E○○○SCLPR09	TS4	TKY15F

D TYPE (FOR BORING)






Old Type Tool Number									
Type	Size	Shim	Shim Pin	Clamp Lever	Clamp Screw	Clamp Set	Breaker Piece	Stop Ring	Wrench
DPSK	132R/L	LLSSN42	LLP14	LLCL14	LLCS108	—	—	—	HKY30R
	140R/L	LLSSN42	LLP14	LLCL14	LLCS108	—	—	—	HKY30R
	150R/L	LLSSN63	LLP16	LLCL16	LLCS110	—	—	—	HKY40R
	163R/L	LLSSN63	LLP16	LLCL16	LLCS110	—	—	—	HKY40R
DPTF	150R/L	LLSTN42	LLP14	LLCL14	LLCS108	—	—	—	HKY30R
	163R/L	LLSTN42	LLP14	LLCL14	LLCS108	—	—	—	HKY30R
DPDU	132R/L	LLSDN42	LLP14	LLCL24	LLCS108	—	—	—	HKY30R
DPDH	140R/L	LLSDN42	LLP14	LLCL24	LLCS108	—	—	—	HKY30R
DPDZ	* 150R/L	LLSDN53	LLP15	LLCL15	LLCS208	—	—	—	HKY30R
DPCL	150R/L	LLSCN63	LLP16	LLCL16	LLCS110	—	—	—	HKY40R
	163R/L	LLSCN63	LLP16	LLCL16	LLCS110	—	—	—	HKY40R
DPVP	150R/L	PV322	P11S	—	HSP05008C	—	—	E03	HKY25R
DCTU	132R/L	PT32	BCP201	—	—	C4	CBT3N	—	HKY30R
	140R/L	PT42	BCP251	—	—	C5	CBT4F	—	HKY40R
	150R/L	PT42	BCP251	—	—	C5	CBT4F	—	HKY40R

*DPDH150R/L can be compatible with 140R/L.








D TYPE (FOR GROOVING AND THREADING)

Old Type Tool Number					
Type	Size	Lock Pin	Lock Screw	Stop Ring	Wrench
DPT2	132R	P21S	HSP08014	E01	HKY40R
	140R	P21S	HSP08014	E01	HKY40R
DPT4	132R	P21S	HSP08014	E01	HKY40R
	140R	P21S	HSP08014	E01	HKY40R

F TYPE

Old Type Tool Number						
Type	Size	Shim	Shim Pin	Clamp Set	Breaker Piece	Wrench
FCSK	116R/L	—	—	C3	CBS3	HKY25R
	120R/L	—	—	C3	CBS3	HKY25R
	125R/L	PS42	BCP252	C4	CBS4F	HKY30R
	132R/L	PS42	BCP251	C4	CBS4F	HKY30R
FCSK	216R/L	—	—	C3	CBS3	HKY25R
	220R/L	—	—	C3	CBS3	HKY25R
	225R/L	PS42	BCP252	C4	CBS4F	HKY30R
FCTU	232R/L	PT32	BCP201	C4	CBT3F	HKY30R









F TYPE (FOR GROOVING AND THREADING)

Old Type Tool Number								
Type	Size	Clamp Bridge	Clamp Set	Clamp Screw	Shim	Shim Pin	Stop Ring	Wrench
FCL5	116R/L	LK1	—	HBH04012	—	—	—	HKY25R
	120R/L	LK1	—	HBH04012	—	—	—	HKY25R
	125R/L	LK1	—	HBH04012	—	—	—	HKY25R
	132R/L	LK1	—	HBH04012	—	—	—	HKY25R
	216R/L	LK1	—	HBH04012	—	—	—	HKY25R
	220R/L	LK1	—	HBH04012	—	—	—	HKY25R
	225R/L	LK1	—	—	HBH04012	—	—	HKY25R
NTF	M16R	—	C3	—	—	—	—	HKY25R
	Q20R	—	C4	—	—	—	—	HKY30R
	R25R	—	C4	—	—	—	—	HKY30R
	R216R	—	C3	—	—	—	—	HKY25R
	S220R	—	C4	—	—	—	—	HKY30R
	T225R	—	C4	—	—	—	—	HKY30R
SNTF	K16R11	—	—	TS25	—	—	—	TKY08F
	M16R	—	—	CS350860T	—	—	—	TKY15F
	P20R	SETK51	—	SETS51	CT32T1	HFC03008	CR4	TKY15F HKY20R
	R25R	SETK51	—	SETS51	CT32T1	HFC03008	CR4	TKY15F HKY20R
	M210R11	—	—	TS25	—	—	—	TKY08F
	Q212R11	—	—	TS25	—	—	—	TKY08F
	R216R	—	—	CS350860T	—	—	—	TKY15F
	S220R	SETK51	—	SETS51	CT32T1	HFC03008	CR4	TKY15F
T225R	SETK51	—	SETS51	CT32T1	HFC03008	CR4	TKY15F	
FCDG4	120R/L3M	—	BC5	—	—	—	—	TKY20R
	125R/L3M	—	BC5	—	—	—	—	TKY20R
	132R/L3M	—	BC5	—	—	—	—	TKY20R
	120R/L4M	—	BC5	—	—	—	—	TKY20R
	125R/L4M	—	BC5	—	—	—	—	TKY20R
	132R/L4M	—	BC5	—	—	—	—	TKY20R
	125R/L5M	—	BC5	—	—	—	—	TKY20R
	132R/L5M	—	BC5	—	—	—	—	TKY20R
FCDG4	120R/L4J	—	BC5	—	—	—	—	TKY20R
	125R/L4J	—	BC5	—	—	—	—	TKY20R
	132R/L4J	—	BC5	—	—	—	—	TKY20R
	125R/L5J	—	BC5	—	—	—	—	TKY20R
	132R/L5J	—	BC5	—	—	—	—	TKY20R







SPARE PARTS

REPLACEMENT PARTS FOR OLD TYPE TOOLS (BORING BARS)



M TYPE

Old Type Tool Number								
	Shim	Shim Pin	Clamp Bridge	Side Lock Plate	Spring	Clamp Screw	Wrench	Plug
A25RMWLNR/L08	—	—	CCK13	CPT24	MES2	SLCS105	HKY25R HKY40R	HGM-PT1/4
A32SMWLNR/L08	WPSWC43	CCP44	CCK13	CPT24	MES2	SLCS105	HKY25R HKY40R	HGM-PT3/8
A40TMWLNR/L08	WPSWC43	CCP44	CCK13	CPT24	MES2	SLCS105	HKY25R HKY40R	HGM-PT3/8



P TYPE

Old Type Tool Number						
	Shim	Shim Pin	Clamp Lever	Clamp Screw	Wrench	Plug
A50UPSKNR/L19	LLSSP63	LLP16	LLCL16	LLCS310	HKY40R	HGM-PT3/8
A40TPCLNR/L16	LLSCN53	LLP15	LLCL25	LLCS508	HKY30R	HGM-PT3/8
A50UPCLNR/L19	LLSCP63	LLP16	LLCL16	LLCS310	HKY40R	HGM-PT3/8

S TYPE (CARBIDE SHANK)




Old Type Tool Number		
	Clamp Screw	Wrench
C○○○SSKCR/L09	TS4	TKY15F
C○○○SDUCR/L15	TS5	TKY25F
C○○○SVUCR/L11	TS25	TKY08F
C○○○SVUCR/L16	TS4	TKY15F
C○○○SCLCR/L12	TS5	TKY25F
C○○○SCZCR/L06	TS25	TKY08F
C○○○SCZCR/L09	TS4	TKY15F
C○○○SCZCR/L12	TS5	TKY25F
C○○○SDZCR11	TS4	TKY15F

S TYPE (STEEL SHANK)







Old Type Tool Number		
	Clamp Screw	Wrench
S○○○SSKCR/L12	TS5	TKY25F
S○○○SDQCR/L15	TS5	TKY25F
S○○○SCZCR/L06	TS25	TKY08F
S○○○SCZCR/L09	TS4	TKY15F
S○○○SCZCR/L12	TS5	TKY25F
S○○○SDZCR11	TS4	TKY15F

REPLACEMENT PARTS FOR OLD TYPE TOOLS (BORING UNITS)

UNIT

Old Type Tool Number				Bush	Washer	Leaf Spring
	Washer Screw	Bush Screw	Wrench			
NA1	HFC03008	HY-A1	HKY20R	The parts above are not sold separately as accuracy can only be guaranteed by having the complete set. Please contact us for questions about parts replacement.		
NV1	HFC03008	HY-V1	HKY20R			
NA2	HSC03010	HY2	HKY20R HKY25R			
NV2	HSC03010	HY2	HS-N2 HKY25R			
NA3	HSC04010	HY3	HKY20R HKY30R			
NV3	HSC04010	HY3	HKY20R HKY30R			
NA4	HSC05012	HY4	HKY30R HKY40R			
NV4	HSC05012	HY4	HKY30R HKY40R			






CARTRIDGE

Old Type Tool Number						
	Clamp Lever	Clamp Screw	Shim	Shim Pin	Spanner	Wrench
NASP11	—	CS250T	—	—	HR12	TKY08F
NVSP11	—	CS250T	—	—	HR12	TKY08F
NASP21	—	CS300890T	—	—	HR12	TKY08F
NVSP21	—	CS300890T	—	—	HR12	TKY08F
NAPN21	LLCL12S	LLCS103	—	—	HR12	HKY20F
NVPN21	LLCL12S	LLCS103	—	—	HR12	HKY20F
NASP31	—	CS300890T	—	—	HR34	TKY08F
NVSP31	—	CS300890T	—	—	HR34	TKY08F
NAPN31	LLCL12S	LLCS103	—	—	HR34	HKY20F
NVPN31	LLCL12S	LLCS103	—	—	HR34	HKY20F
NAPN41	LLCL13	LLCS106	LLSTN32	LLP13	HR34	HKY25F
NVPN41	LLCL13	LLCS106	LLSTN32	LLP13	HR34	HKY25F



SPARE PARTS

REPLACEMENT PARTS FOR OLD TYPE TOOLS (FACE MILLS)




AF5000 TYPE

Old Type Tool Number						Recommended Cutter
	Wedge	Clamp Screw	Adjust Screw	Wrench	Wrench	
AF5000 Type	CWAF5R/L	LS10T	KS1S	TKY25T	HKY15R	NF10000 (M072)





BAP300 TYPE

Old Type Tool Number			Recommended Cutter
	Clamp Screw	Wrench	
BAP300 Type	TS25	TKY08F	APX3000 (M096)




BAP400 TYPE

Old Type Tool Number		 	Recommended Cutter
	Clamp Screw	Wrench	
BAP400-040A04R	TS43	TKY15F	APX4000 (M102)
BAP400-050A05R	TS43	TKY15F	
BAP400-063A06R	TS43	TKY15F	
BAP400R0307C	TS43	TKY15F	
BAP400R0408D	TS43	TKY15F	
BAP400R0509E	TS43	TKY15D	
BAP400R0610E	TS43	TKY15D	






BF407 TYPE

Old Type Tool Number					Recommended Cutter
	Wedge	Clamp Screw	Setting Screw	Wrench	
BF407R0812K	CWSF407TR2	LS15T	CAS51T	TKY25T	—
BF407R1016K	CWSF407TR2	LS15T	CAS51T	TKY25T	
BF407R1218P	CWSF407TR2	LS15T	CAS51T	TKY25T	




BN425 TYPE

Old Type Tool Number				Recommended Cutter
	Wedge	Clamp Screw	Wrench	
BN425 Type	CWS43SNN	LS14T	TKY25T	—





BOE TYPE

Old Type Tool Number						Recommended Cutter
	Set Bolt	Set Bolt	Clamp Screw	Wrench (Insert)	Wrench (Set Bolt)	
BOER0202B	LS21	—	CS501290T	TKY25T	HKY50R	OCTACUT (M180)
BOE-050A02R	LS20	—	CS501290T	TKY25T	HKY50R	
BOER2H03B	—	BOES101	CS501290T	TKY25T	HKY80R	
BOE-063A03R	—	BOES101	CS501290T	TKY25T	HKY80R	
BOER0304C	—	—	CS501290T	TKY25T	—	
BOER0405D	—	HSC16035	CS501290T	TKY25T	—	



BSX400 TYPE

Old Type Tool Number		 	Recommended Cutter
	Clamp Screw	Wrench	
BSX400R05004A	TS43	TKY15F	ASX400 (⊕M080)
BSX400R06305A	TS43	TKY15F	
BSX400R08006C	TS43	TKY15F	
BSX400R10008D	TS43	TKY15F	
BSX400R12510E	TS43	TKY15D	
BSX400R16012E	TS43	TKY15D	





BSX500 TYPE

Old Type Tool Number					Recommended Cutter
	Clamp Screw	Shim Screw	Shim	Wrench	
BSX500 Type	CSF401260T	WCS604010H	STBS500N	TKY20D	ASX400 (⊕M080)









BXD7000 TYPE

Old Type Tool Number			Recommended Cutter
	Clamp Screw	Wrench	
BXD7000 Type	TS5SL	TKY25D	AXD7000 (⊕M142)







BZC400 TYPE

Old Type Tool Number					Recommended Cutter
	Clamp Screw	Set Bolt	Wrench (Wedge)	Wrench (Set Bolt)	
BZC400-032A03R	CS350990T	LS24	TKY10F	HKY40R	APX4000 (⊕M102)
BZC400-040A04R	CS350990T	—	TKY10F	—	
BZC400R0408D	CS350990T	—	TKY10F	—	

E404 TYPE

Old Type Tool Number									Recommended Cutter
	Locator	Locator Screw	Shim	Shim Screw	Wedge	Clamp Screw (Wedge)	Wrench	Wrench	
E404 Type	SSE41R	SPS1	SCD43	STS1	CWS3R/L	WS1	TKY10R	TKY25T	—




FBP415 TYPE

Old Type Tool Number							Recommended Cutter
	Shim	Wedge-T	Clamp Screw	Shim Screw	Wrench (Wedge)	Wrench (Shim)	
FBP415R0308C	STSP415R	CWSP415TR	LS10T	TS32	TKY25T	TKY08F	AHX640W (⊕M054)
FBP415R0410D							
FBP415R0514E							
FBP415R0618F							
FBP415R0822K							
FBP415R1028K							
FBP415R1234P							







SPARE PARTS

REPLACEMENT PARTS FOR OLD TYPE TOOLS (FACE MILLS)



FN548 TYPE

Old Type Tool Number				Wrench	Hexagonal Head	Recommended Cutter
	Wedge	Clamp Screw	Wrench			
FN548 Type	CWS4	LS14	HKY40T	120QSPK x 80 (KANNON-SEIKI CO.)	6.35□ x 4 (KYOKUTO MFG CO.)	—



LSE445 TYPE

Old Type Tool Number							Recommended Cutter
	Shim	Shim Screw	Wedge	Clamp Screw	Wrench (Wedge)	Wrench	
LSE445 Type	STBE445NF	CS300890T	CWSE445TR	LS15T	TKY25T	TKY08F	ASX445 (⊖M030)



MG300, 400 TYPE

Old Type Tool Number			Recommended Cutter
	Clamp Screw	Wrench	
MG300 Type	CS350990T	TKY10F	—
MG400 Type	CS451190T	TKY20F	ASX400 (⊖M080)




MG345, 445 TYPE

Old Type Tool Number			Recommended Cutter
	Clamp Screw	Wrench	
MG345 Type	CS350990T	TKY10F	ASX445 (⊖M030)
MG445 Type	CS451190T	TKY20F	




MGP445 TYPE

Old Type Tool Number			Recommended Cutter
	Clamp Screw	Wrench	
MGP445 Type	CS401160T	TKY15D	ASX445 (⊖M030)







MSD445 TYPE

Old Type Tool Number				Recommended Cutter
	Wedge	Clamp Screw	Wrench	
MSD445 Type	CWMSE445R2	LS15T	TKY25T	ASX445 (⊖M030)








MSE445 TYPE

Old Type Tool Number				Recommended Cutter
	Wedge	Clamp Screw	Wrench	
MSE445 Type	CWMSE445R2	LS15T	TKY25T	ASX445 (⊖M030)

NR10000 TYPE








Old Type Tool Number							Recommended Cutter
	Wedge	Clamp Screw	Adjusting Wedge	Adjusting Screw	Clamp Screw	Wrench	
NR10000 Type	CWAF10R2	LS10T	CWAF10N	LS15T	CSAF10	TKY25T	—

NSE300 TYPE









Old Type Tool Number								Recommended Cutter
	Locator	Wedge-T	Clamp Screw	Locator Screw	Wrench (Wedge)	Wrench (Locator)	Set Bolt	
NSE300-050A04R NSE300-063A05R NSE300R0408D	SPTSE300R	CWTSE300TR	LS19T	TS32	TKY15T	TKY08F	—	ASX400 (⊖M080)
NSE300R0306C NSE300R0510E NSE300R0612F		CWNSE300TR	LS10T		TKY25T		HSC16035	
NSE300R504S32 NSE300R635S32		CWTSE300TR	LS19T		TKY15T		—	

★ Clamp Torque (N · m) : LS10T=8.5, LS19T=5.0, TS32=1.0







NSE400 TYPE

Old Type Tool Number								Recommended Cutter
	Locator	Wedge-T	Clamp Screw	Locator Screw	Wrench (Wedge)	Wrench (Locator)	Set Bolt	
NSE400R0306C NSE400R0407D NSE400R0508E NSE400R0610F NSE400R503S32 NSE400R634S32	SPTSE400R	CWSE300TR	LS10TS	TS32	TKY25T	TKY08F	— HSC16035 —	ASX400 (⊖M080)






P425, P525 TYPE

Old Type Tool Number									Recommended Cutter
	Locator	Locator Screw	Shim	Shim Screw	Wedge	Clamp Screw (Wedge)	Wrench	Wrench	
P425 Type	SSP41R	SPS1	SCP431R/L	STS1	CWS1R/L	WS1	TKY10R	TKY25T	ASX445 (⊖M030)
P525 Type	SSP51R	SPS1	SCP521R/L	STS1	CWS1R/L	WS1	TKY10R	TKY25T	SE515 (⊖M062)









QBF407 TYPE

Old Type Tool Number							Recommended Cutter
	Wedge	Clamp Screw	Setting Screw	Guide Plate	Stop Screw	Wrench	
QBF407R0304Q QBF407R0406Q QBF407R0508Q	CWSF407TR1	LS15T	CAS51T	QPAR1	TFC04010	TKY20R TKY25T	—

QBP415 TYPE

Old Type Tool Number						Recommended Cutter
	Shim	Shim Pin	Wedge-T	Clamp Screw	Wrench	
QBP415 Type	STSP415R	TS32	QWGR1	LS10T	TKY25T	—







QF10000 TYPE

Old Type Tool Number									Recommended Cutter
	Wedge	Clamp Screw	Guide Plate	Stop Screw	Adjusting Wedge	Adjusting Screw	Stop Screw	Wrench	
QF10000 Type	CWAF10R3	LS15T	QPCR1	TFC04010	CWAF10N	LS10T	CSAF10	TKY20T TKY25T	—








SPARE PARTS

REPLACEMENT PARTS FOR OLD TYPE TOOLS (FACE MILLS)







QSE415 TYPE

Old Type Tool Number							Recommended Cutter
	Wedge	Clamp Screw	Setting Screw	Guide Plate	Stop Screw	Wrench	
QSE415 Type	CWSF407TR3	LS15T	CAS51T	QPAR1	TFC04010	TKY20R TKY25T	—








SE300 TYPE

Old Type Tool Number								Recommended Cutter
	Locator	Locator (Wiper)	Wedge-T	Wedge-S	Wedge-S (Wiper)	Clamp Screw	Wrench	
SE300 Type	SPSE300R	SPSEW300R	CWNSE300TR	CWSE300SN	CWSEW300SN	LS10T	TKY25T	—








SE400 TYPE

Old Type Tool Number							Recommended Cutter
	Locator	Locator (Wiper)	Wedge-T	Wedge-S	Clamp Screw	Wrench	
SE400 Type	SPSE400R	SPSEW400R	CWSE400TN	CWSE400SN	LS15T (SE400R0304C:LS10T)	TKY25T	—








SE415 TYPE

Old Type Tool Number								Recommended Cutter
	Locator	Shim	Wedge-T	Wedge-S	Clamp Screw	Wrench	Set Bolt	
SE415R0304C SE415R0306C	SPSE415R	STSE415R	CWSE445TR	CWSE445SN	LS15T	TKY25T	HSC12035	SE515 (M062)
SE415R0405D SE415R0407D							HSC16035	
SE415R0506E SE415R0611F							—	






SE445 TYPE

Old Type Tool Number								Recommended Cutter
	Locator	Shim	Wedge-T	Wedge-S	Clamp Screw	Wrench	Set Bolt	
SE445R/L03 C	SPSE445R/L	STSE445R/L	CWSE445TR/L	CWSE445SN	LS15T	TKY25T	HSC12035	ASX445 (M030)
SE445R/L04 D							HSC16035	
SE445R/L0506E SE445R/L1214P							—	



SE545 TYPE

Old Type Tool Number								Recommended Cutter
	Locator	Shim	Wedge-T	Wedge-S	Clamp Screw	Wrench	Set Bolt	
SE545R0405D	SPSE545R	STSE545R	CWSE545TR	CWSE545SN	LS15T	TKY25T	HSC16035	ASX445 (M030)
SE545R0506E							—	
SE545R1012K							—	



SHP400 TYPE

Old Type Tool Number						Recommended Cutter
	Wedge-T	Clamp Screw	Locator Screw	Wrench (Wedge)	Wrench (Locator)	
SHP400 Type	CWSE300TR/L	LS10T	TS32	TKY25T	TKY08F	ASX400 (M080)

VIP400 TYPE

Old Type Tool Number			Recommended Cutter
	Clamp Screw	Wrench	
VIP400 Type	CS501160T	TKY20F	ASX400 (M080)



VIP445 TYPE

Old Type Tool Number			Recommended Cutter
	Clamp Screw	Wrench	
VIP445 Type	CS501160T	TKY20F	ASX445 (M030)



SPARE PARTS

REPLACEMENT PARTS FOR OLD TYPE TOOLS (END MILLS)



BAE TYPE

Old Type Tool Number			Recommended End Mill
	Clamp Screw	Wrench	
BAE500R161S16	TS42	TKY15F	APX4000 (M102)
BAE500R201S20	TS42	TKY15F	
BAE500R252S25	TS42	TKY15F	
BAE500R323S32	TS4	TKY15F	
BAE500R403S32	TS4	TKY15F	
BAE500R504S32	TS4	TKY15F	
BAE600 Type	TS52	TKY25F	



BAP300 TYPE

Old Type Tool Number			Recommended End Mill
	Clamp Screw	Wrench	
BAP300 (Under-cut Type)	TS25	TKY08F	—













BAP400 TYPE

Old Type Tool Number			Recommended End Mill
	Clamp Screw	Wrench	
BAP400R252S25	TS4	TKY15F	APX4000 (M102)
BAP400R323S32	TS43	TKY15F	
BAP400R404S32	TS43	TKY15F	
BAP400R505S32	TS43	TKY15F	
BAP400R636S32	TS43	TKY15F	



BAP400 (Long Cutting Edge Type) TYPE

Old Type Tool Number			Recommended End Mill
	Clamp Screw	Wrench	
BAP400 (Long Cutting Edge Type)	TS43	TKY15F	APX4000 (M102)






BAP3500 TYPE

Old Type Tool Number			Recommended End Mill
	Clamp Screw	Wrench	
BAP3500R161SA16 	TS3	TKY08F	APX3000 (M096)
BAP3500R161SN16 	TS3	TKY08F	
BAP3500R202SA20 	TS32	TKY08F	
BAP3500R202SN20 	TS32	TKY08F	
BAP3500R253SA25 	TS32	TKY08F	
BAP3500R253SN25 	TS32	TKY08F	
BAP3500R324SA32 	TS32	TKY08F	
BAP3500R324SN32 	TS32	TKY08F	
BAP3500R405SA32 	TS32	TKY08F	
BAP3500R405SN32 	TS32	TKY08F	



BOE TYPE

Old Type Tool Number			Recommended End Mill
	Clamp Screw	Wrench	
BOE Type	CS501290T	TKY25T	OCTACUT (M180)



BRE TYPE

Old Type Tool Number						Recommended End Mill
	Clamp Screw	Clamp Bridge	Clamp Screw (Bridge)	Spring	Wrench	
BRE Type	TS5S	AMS5	BRS105	ASS3	TKY25R	BRP (M196)



BSP TYPE

Old Type Tool Number			Recommended End Mill
	Clamp Screw	Wrench	
BSPR Type	CS451190T	TKY20F	APX3000 (M096)





BSX300 TYPE

Old Type Tool Number			Recommended End Mill
	Clamp Screw	Wrench	
BSX300 Type	TS32	TKY08F	APX3000 (M096)



BSX400 TYPE

Old Type Tool Number			Recommended End Mill
	Clamp Screw	Wrench	
BSX400 Type	TS43	TKY15F	ASX400 (M080)



BSX500 TYPE

Old Type Tool Number					Recommended End Mill
	Clamp Screw	Shim Screw	Shim	Wrench	
BSX500 Type	CSF401260T	WCS604010H	STBS500N	TKY20D	ASX400 (M080)

BXD7000 TYPE

Old Type Tool Number			Recommended End Mill
	Clamp Screw	Wrench	
BXD7000R251SA25SA/B	TS5S	TKY25D	AXD7000 (M142)
BXD7000R321SA32SA/B	TS5S	TKY25D	
BXD7000R402SA42SA/B	TS5SL	TKY25D	






BZC400 TYPE

Old Type Tool Number			Recommended End Mill
	Clamp Screw	Wrench	
BZC400 Type	CS350990T	TKY10F	APX4000 (M102)




SPARE PARTS

REPLACEMENT PARTS FOR OLD TYPE TOOLS (END MILLS)







CV TYPE

Old Type Tool Number						Recommended End Mill
	Clamp Screw	Clamp Bridge	Clamp Screw (Bridge)	Spring	Wrench	
CV10R253S32	TS4	AMS3	BRS103	ASS2	TKY15R	BRP (M196)
CV12R323S32	TS4	AMS3	BRS103	ASS2	TKY15R	
CV16R403S32	TS5	AMS5	BRS105	ASS3	TKY25R	



CV20 TYPE

Old Type Tool Number				Recommended End Mill
	Clamp Screw	Wedge	Wrench	
CV20R403S32	LS14T	CWCV20	TKY25T	—




DCSD, DCSN TYPE

Old Type Tool Number							Recommended End Mill
	Shim Screw	Clamp Screw	Shim Screw	Clamp Screw	Wrench	Wrench	
DCSDR2063SN	—	TS5S	—	DKS5	HKY40R	TKY25T	SPX (M215)
DCSDR2063LN	—	TS5S	—	DKS5	HKY40R	TKY25T	
DCSDR2080SN	—	TS5S	—	DKS5	HKY40R	TKY25T	
DCSDR2100SN	—	TS5S	—	DKS5	HKY40R	TKY25T	
DCSNR2063SN	JSS7	TS5L	JSS7	DKS5	HKY40R	TKY25T	
DCSNR2063LN	JSS7	TS5L	JSS7	DKS5	HKY40R	TKY25T	
DCSDR2063SB	—	TS5S	—	DKS5	HKY40R	TKY25T	
DCSDR2063LN	—	TS5S	—	DKS5	HKY40R	TKY25T	
DCSNR2063SB	JSS7	TS5L	JSS7	DKS5	HKY40R	TKY25T	
DCSDR2080SA	—	TS5S	—	DKS5	HKY40R	TKY25T	
DCSNR2080SA	JSS7	TS5L	JSS7	DKS5	HKY40R	TKY25T	






ECMP TYPE

Old Type Tool Number			Recommended End Mill
	Clamp Screw	Wrench	
ECMP252S25	TS4	TKY15R	—
ECMP322S32	TS5	TKY25R	
ECMP402S42	TS5	TKY25R	



FF3000 TYPE

Old Type Tool Number				Recommended End Mill
	Shim	Lock Pin	Wrench	
FF3000 Type	FFSS	FFP	HKY25L	—



FSTE TYPE

Old Type Tool Number						Recommended End Mill
	Locator	Wedge	Clamp Screw	Locator Screw	Wrench	
FSTE Type	TS441R	CWFSTE	LS10T	CPM03008	TKY25T	ASX400 (M080)




MG200, 300 TYPE

Old Type Tool Number			Recommended End Mill
	Clamp Screw	Wrench	
MG200 Type	CS300890T	TKY08F	—
MG300 Type	CS350990T	TKY10F	ASX400 (⊖M080)







MG245, 345 TYPE

Old Type Tool Number			Recommended End Mill
	Clamp Screw	Wrench	
MG245 Type	CS300890T	TKY08F	ASX445 (⊖M030)
MG345 Type	CS350990T	TKY10F	







MSE445 TYPE

Old Type Tool Number				Recommended End Mill
	Wedge	Clamp Screw	Wrench	
MSE445 Type	CWMSE445R1	LS15T	TKY25T	ASX445 (⊖M030)






NSE300 TYPE

Old Type Tool Number							Recommended End Mill
	Locator	Wedge-T	Clamp Screw	Locator Screw	Wrench (Wedge)	Wrench (Locator)	
NSE300R504S32 NSE300R635S32	SPTSE300R	CWTSE300TR	LS19T	TS32	TKY15T	TKY08F	ASX400 (⊖M080)







NSE400 TYPE

Old Type Tool Number							Recommended End Mill
	Locator	Wedge-T	Clamp Screw	Locator Screw	Wrench (Wedge)	Wrench (Locator)	
NSE400R503S32 NSE400R634S32	SPTSE400R	CWSE300TR	LS10TS	TS32	TKY25T	TKY08F	ASX400 (⊖M080)

SE300 TYPE

Old Type Tool Number						Recommended End Mill
	Locator	Wedge-T	Wedge-S	Clamp Screw	Wrench	
SE300 Type	SPSE300R	CWNSE300TR	CWSE300SN	LS10T	TKY25T	—





SHP400 TYPE

Old Type Tool Number							Recommended End Mill
	Locator	Wedge-T	Clamp Screw	Locator Screw	Wrench (Insert)	Wrench (Locator)	
SHP400 Type	SPSHP400R	CWSE300TR	LS10T	TS32	TKY25T	TKY08F	ASX400 (⊖M080)



SPARE PARTS

REPLACEMENT PARTS FOR OLD TYPE TOOLS (END MILLS)



SRE TYPE

Old Type Tool Number					Recommended End Mill
	Clamp Screw	Clamp Bridge	Stop Ring	Wrench	
SRER100SS16	TS253	—	—	TKY08F	—
SRER120SS16	TS3	—	—	TKY08F	
SRER140SS16	TS3	—	—	TKY08F	
SRER160SS16	TS35	—	—	TKY10F	
SRER180SS20	TS35	—	—	TKY10F	
SRER200SS20	SRS5	SRK1R	CR4	TKY20F	
SRER200SL20	SRS5	SRK1R	CR4	TKY20F	
SRER250SS25	SRS5	SRK1R	CR4	TKY20F	
SRER250SL25	SRS5	SRK1R	CR4	TKY20F	
SRER300SS32	SRS5	SRK1R	CR4	TKY20F	
SRER300SL32	SRS5	SRK1R	CR4	TKY20F	




STLG TYPE

Old Type Tool Number			Recommended End Mill
	Clamp Screw	Wrench	
STLGR22S32	CS300890T	TKY08F	KSMG (M252)
STLGR38S32	CS350990T	TKY10F	

VIPER TYPE



Old Type Tool Number			Recommended End Mill
	Clamp Screw	Wrench	
VIPER Type	CS400990T	TKY15D	SPX (M215)

ZR TYPE





Old Type Tool Number	TS  CS 		Recommended End Mill
	Clamp Screw	Wrench	
ZR202C/T	TS25	TKY08F	—
ZR252C/T	CS300890T	TKY08F	
ZR322C/T	CS300990T	TKY10F	
ZR402C/T	CS451190T	TKY20F	
ZR502C/T	CS451190T	TKY20F	

REPLACEMENT PARTS FOR OLD TYPE TOOLS (BALL NOSE END MILLS)

FBE2 TYPE

Old Type Tool Number			Recommended End Mill
	Clamp Screw	Wrench	
FBE2200SM	CS300590T	TKY08R	SRF (M228)
FBE2250SM	CS350790T	TKY10R	
FBE2300SM	CS400990T	TKY15R	
FBE2200SF	CS300590T	TKY08R	
FBE2250SF	CS350790T	TKY10R	
FBE2300SF	CS400990T	TKY15R	


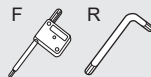
TBE1/TBE2 TYPE

Old Type Tool Number	 		 				Recommended End Mill
	Clamp Screw		Wrench				
	R	Peripheral	R		Peripheral		
TBE1100SS	TS3	—	TKY08F	—	—	—	—
TBE1100SM	TS3	—	TKY08F	—	—	—	
TBE1100S	TS3	—	TKY08F	—	—	—	
TBE1150S	CS300790TS	—	—	TKY10R	—	—	SRM2 (M236)
TBE1200S	CS400990T	—	—	TKY15R	—	—	
TBE1250S	CS400990T	—	—	TKY15R	—	—	
TBE1300S	CS501290T	—	—	TKY25R	—	—	
TBE2150S	TS254	—	TKY08F	—	—	—	
TBE2150SM	TS254	—	—	—	—	—	
TBE2160S	TS254	—	—	—	—	—	
TBE2160SM	TS254	—	—	—	—	—	
TBE2200S	CS350790T	—	—	TKY10R	—	—	
TBE2200SM	CS350790T	—	—	TKY10R	—	—	
TBE2250S	CS400990T	—	—	TKY15R	—	—	
TBE2250SM	CS400990T	—	—	TKY15R	—	—	
TBE2300S	CS501290T	—	—	TKY25R	—	—	
TBE2300SM	CS501290T	—	—	TKY25R	—	—	
TBE1150SU	CS300790TS	—	—	TKY10R	—	—	
TBE1200SU	CS400990T	—	—	TKY15R	—	—	
TBE1250SU	CS400990T	—	—	TKY15R	—	—	
TBE1300SU	CS501290T	—	—	TKY25R	—	—	
TBE2150SU	TS254	—	TKY08F	—	—	—	
TBE2160SU	TS254	—	TKY08F	—	—	—	
TBE2200SU	CS350790T	—	—	TKY10R	—	—	
TBE2250SU	CS400990T	—	—	TKY15R	—	—	
TBE2300SU	CS501290T	—	—	TKY25R	—	—	
TBE1200SL	CS400990T	TS3	—	TKY15R	TKY08F	—	
TBE1250SL	CS400990T	TS3	—	TKY15R	TKY08F	—	
TBE1300SL	CS501290T	TS4	—	TKY25R	—	TKY15R	
TBE2200SL	CS350790T	CS350790T	—	TKY10R	—	TKY10R	
TBE2250SL	CS400990T	CS400990T	—	TKY15R	—	TKY15R	
TBE2300SL	CS501290T	CS400990T	—	TKY25R	—	TKY15R	



SPARE PARTS

REPLACEMENT PARTS FOR OLD TYPE TOOLS (BALL NOSE END MILLS)

TRM2 TYPE



Old Type Tool Number					Recommended End Mill
	Clamp Screw		Wrench		
	Inner, Outer	Peripheral	Inner, Outer	Peripheral	
TRM2200SM	CS300790TS	—	TKY10R	—	SRM2 (M236)
TRM2250SM	CS400990T	—	TKY15R	—	
TRM2300SM	CS501290T	—	TKY25R	—	
TRM2200SL	CS300790TS	TS3	TKY10R	TKY08F	
TRM2250SL	CS400990T	TS3	TKY15R	TKY08F	
TRM2300SL	CS501290T	TS4	TKY25R	TKY15R	
TRM2200SF	CS300790TS	TS3	TKY10R	TKY08F	
TRM2250SF	CS400990T	TS3	TKY15R	TKY08F	
TRM2300SF	CS501290T	TS4	TKY25R	TKY15R	

TRM4 TYPE



Old Type Tool Number			Recommended End Mill
	Clamp Screw	Wrench	
TRM4400SL	CS451190T	TKY20R	SRM2-40/50 (M244)
TRM4500SL	CS501290T	TKY25T	
TRM4400SF	CS451190T	TKY20R	
TRM4500SF	CS501290T	TKY25T	

REPLACEMENT PARTS FOR OLD TYPE TOOLS (DRILLS)

TASS TYPE (STANDARD)

Old Type Tool Number			Recommended Drill
	Clamp Screw	Wrench	
TASS1600S32	TS202	TKY06F	TAF Drill (P241)
TASS1700S32	TS202	TKY06F	
TASS1800S32	TS202	TKY06F	
TASS1900S32	TS202	TKY06F	
TASS2000S32	TS25	TKY08F	
TASS2100S32	TS25	TKY08F	
TASS2200S32	TS25	TKY08F	
TASS2300S32	TS25	TKY08F	
TASS2400S32	TS25	TKY08F	
TASS2500S32	TS32	TKY08F	
TASS2600S32	TS32	TKY08F	
TASS2700S32	TS32	TKY08F	
TASS2800S32	TS32	TKY08F	
TASS2900S32	TS32	TKY08F	
TASS3000S32	TS43	TKY15F	
TASS3100S32	TS43	TKY15F	
TASS3200S32	TS43	TKY15F	
TASS3300S40	TS43	TKY15F	
TASS3400S40	TS43	TKY15F	
TASS3500S40	TS43	TKY15F	
TASS3600S40	TS43	TKY15F	



TASS TYPE (FLANGE)

Old Type Tool Number			Recommended Drill
	Clamp Screw	Wrench	
TASS1600C20	TS202	TKY06F	TAF Drill (P241)
TASS1650C20	TS202	TKY06F	
TASS1700C20	TS202	TKY06F	
TASS1750C20	TS202	TKY06F	
TASS1800C20	TS202	TKY06F	
TASS1850C20	TS202	TKY06F	
TASS1900C20	TS202	TKY06F	
TASS1950C20	TS202	TKY06F	
TASS2000C20	TS25	TKY08F	
TASS2100C25	TS25	TKY08F	
TASS2200C25	TS25	TKY08F	
TASS2300C25	TS25	TKY08F	
TASS2400C25	TS25	TKY08F	
TASS2500C25	TS32	TKY08F	
TASS2600C25	TS32	TKY08F	
TASS2700C25	TS32	TKY08F	
TASS2800C25	TS32	TKY08F	
TASS2900C25	TS32	TKY08F	
TASS3000C25	TS43	TKY15F	
TASS3100C32	TS43	TKY15F	
TASS3200C32	TS43	TKY15F	
TASS3300C32	TS43	TKY15F	
TASS3400C32	TS43	TKY15F	
TASS3500C32	TS43	TKY15F	
TASS3600C32	TS43	TKY15F	
TASS3700C32	TS43	TKY15F	
TASS3800C32	TS43	TKY15F	
TASS3900C32	TS43	TKY15F	
TASS4000C32	TS5	TKY25F	
TASS4100C32	TS5	TKY25F	
TASS4200C40	TS5	TKY25F	
TASS4300C40	TS5	TKY25F	
TASS4400C40	TS5	TKY25F	
TASS4500C40	TS5	TKY25F	
TASS4600C40	TS5	TKY25F	
TASS4700C40	TS5	TKY25F	
TASS4800C40	TS5	TKY25F	
TASS4900C40	TS5	TKY25F	
TASS5000C40	TS32	TKY08F	



SPARE PARTS

REPLACEMENT PARTS FOR OLD TYPE TOOLS (DRILLS)

TAGS TYPE

Old Type Tool Number			Recommended Drill
	Clamp Screw	Wrench	
TAGS1600F25	TS2	TKY06F	TAF Drill (P241)
TAGS1700F25	TS2	TKY06F	
TAGS1800F25	TS2	TKY06F	
TAGS1900F25	TS2	TKY06F	
TAGS2000F25	TS25	TKY08F	
TAGS2100F25	TS25	TKY08F	
TAGS2200F25	TS25	TKY08F	
TAGS2300F25	TS25	TKY08F	
TAGS2400F25	TS25	TKY08F	
TAGS2500F32	TS3	TKY08F	
TAGS2600F32	TS3	TKY08F	
TAGS2700F32	TS3	TKY08F	
TAGS2800F32	TS3	TKY08F	
TAGS2900F32	TS3	TKY08F	
TAGS3000F40	TS4	TKY15F	
TAGS3100F40	TS4	TKY15F	
TAGS3200F40	TS4	TKY15F	
TAGS3300F40	TS4	TKY15F	
TAGS3400F40	TS4	TKY15F	
TAGS3500F40	TS4	TKY15F	
TAGS3600F40	TS4	TKY15F	
TAGS3700F40	TS4	TKY15F	
TAGS3800F40	TS4	TKY15F	
TAGS3900F40	TS4	TKY15F	
TAGS4000F40	TS5	TKY25F	
TAGS4100F40	TS5	TKY25F	
TAGS4200F40	TS5	TKY25F	
TAGS4300F40	TS5	TKY25F	
TAGS4400F40	TS5	TKY25F	
TAGS4500F40	TS5	TKY25F	
TAGS4600F40	TS5	TKY25F	
TAGS4700F40	TS5	TKY25F	
TAGS4800F40	TS5	TKY25F	
TAGS4900F40	TS5	TKY25F	
TAGS5000F40	TS3	TKY08F	
TAGS5100F40	TS3	TKY08F	
TAGS5200F40	TS3	TKY08F	
TAGS5300F40	TS3	TKY08F	
TAGS5400F40	TS3	TKY08F	
TAGS5500F40	TS4	TKY15F	
TAGS5600F40	TS4	TKY15F	
TAGS5700F40	TS4	TKY15F	
TAGS5800F40	TS4	TKY15F	
TAGS5900F40	TS4	TKY15F	




TAGM TYPE

Old Type Tool Number			Recommended Drill
	Clamp Screw	Wrench	
TAGM1600F25	TS2	TKY06F	TAF Drill (P241)
TAGM1700F25	TS2	TKY06F	
TAGM1800F25	TS2	TKY06F	
TAGM1900F25	TS2	TKY06F	
TAGM2000F25	TS25	TKY08F	
TAGM2100F25	TS25	TKY08F	
TAGM2200F25	TS25	TKY08F	
TAGM2300F25	TS25	TKY08F	
TAGM2400F25	TS25	TKY08F	
TAGM2500F32	TS3	TKY08F	
TAGM2600F32	TS3	TKY08F	
TAGM2700F32	TS3	TKY08F	
TAGM2800F32	TS3	TKY08F	
TAGM2900F32	TS3	TKY08F	
TAGM3000F40	TS4	TKY15F	
TAGM3100F40	TS4	TKY15F	
TAGM3200F40	TS4	TKY15F	
TAGM3300F40	TS4	TKY15F	
TAGM3400F40	TS4	TKY15F	
TAGM3500F40	TS4	TKY15F	
TAGM3600F40	TS4	TKY15F	
TAGM3700F40	TS4	TKY15F	
TAGM3800F40	TS4	TKY15F	
TAGM3900F40	TS4	TKY15F	
TAGM4000F40	TS5	TKY25F	
TAGM4100F40	TS5	TKY25F	
TAGM4200F40	TS5	TKY25F	
TAGM4300F40	TS5	TKY25F	
TAGM4400F40	TS5	TKY25F	
TAGM4500F40	TS5	TKY25F	
TAGM4600F40	TS5	TKY25F	
TAGM4700F40	TS5	TKY25F	
TAGM4800F40	TS5	TKY25F	
TAGM4900F40	TS5	TKY25F	
TAGM5000F40	TS3	TKY08F	
TAGM5100F40	TS3	TKY08F	
TAGM5200F40	TS3	TKY08F	
TAGM5300F40	TS3	TKY08F	
TAGM5400F40	TS3	TKY08F	
TAGM5500F40	TS4	TKY15F	
TAGM5600F40	TS4	TKY15F	
TAGM5700F40	TS4	TKY15F	
TAGM5800F40	TS4	TKY15F	
TAGM5900F40	TS4	TKY15F	



SPARE PARTS



TAB TYPE

Old Type Tool Number				Recommended Drill
	Clamp Screw	Plug	Wrench	
TAB1700S32	TS3	PT1/4	TKY08D	TAF Drill (P241)
TAB1800S32	TS3	PT1/4	TKY08D	
TAB1900S32	TS3	PT1/4	TKY08D	
TAB2000S32	TS32	PT1/4	TKY08D	
TAB2100S32	TS32	PT1/4	TKY08D	
TAB2200S32	TS32	PT1/4	TKY08D	
TAB2300S32	TS32	PT1/4	TKY08D	
TAB2400S32	TS32	PT1/4	TKY08D	
TAB2500S32	TS32	PT1/4	TKY08D	
TAB2600S32	TS4	PT1/4	TKY15D	
TAB2700S32	TS4	PT1/4	TKY15D	
TAB2800S32	TS4	PT1/4	TKY15D	
TAB2900S32	TS4	PT1/4	TKY15D	
TAB3000S32	TS4	PT1/4	TKY15D	
TAB3100S32	TS4	PT1/4	TKY15D	
TAB3200S32	TS4	PT1/4	TKY15D	
TAB3300S40	TS5	PT1/4	TKY25D	
TAB3400S40	TS5	PT1/4	TKY25D	
TAB3500S40	TS5	PT1/4	TKY25D	
TAB3600S40	TS5	PT1/4	TKY25D	
TAB3700S40	TS5	PT1/4	TKY25D	
TAB3800S40	TS5	PT1/4	TKY25D	
TAB3900S40	TS5	PT1/4	TKY25D	
TAB4000S40	TS5	PT1/4	TKY25D	
TAB4100S40	TS5	PT1/4	TKY25D	
TAB4200S40	TS5	PT1/4	TKY25D	
TAB4300S40	TS5	PT1/4	TKY25D	
TAB4400S40	TS5	PT1/4	TKY25D	
TAB4500S40	TS5	PT1/4	TKY25D	





NPX TYPE

Old Type Tool Number			Recommended Drill
	Clamp Screw	Wrench	
NPXM2000S25	TS3	TKY08F	TAW Drill (P219)
NPXM2100S25	TS3	TKY08F	
NPXM2200S25	TS3	TKY08F	
NPXM2300S25	TS35	TKY10F	
NPXM2400S32	TS35	TKY10F	
NPXM2500S32	TS35	TKY10F	
NPXM2600S32	TS35	TKY10F	
NPXM2700S32	TS4	TKY15F	
NPXM2800S32	TS4	TKY15F	
NPXM2900S32	TS4	TKY15F	
NPXM3000S32	TS4	TKY15F	

SPARE PARTS

REPLACEMENT PARTS FOR OLD TYPE TOOLS (DRILLS)

WSTAR INSERT TYPE DRILL (TAW TYPE)

Old Type Tool Number					Recommended Cutter
	Clamp Screw	Wrench	Plate	Anti-seize Lubricant	
TAWSNH1400S16	WS254012T	TKY08W	WPT4405	MK1KS	STAW (P210)
TAWMNH1400S16	WS254012T	TKY08W	WPT4405	MK1KS	
TAWLNH1400S16	WS254012T	TKY08W	WPT4405	MK1KS	
TAWSNH1500S20	WS254013T	TKY08W	WPT4405	MK1KS	
TAWMNH1500S20	WS254013T	TKY08W	WPT4405	MK1KS	
TAWLNH1500S20	WS254013T	TKY08W	WPT4405	MK1KS	
TAWSN1600S20	WS254014T	TKY08W	WPT4405	MK1KS	
TAWMN1600S20	WS254014T	TKY08W	WPT4405	MK1KS	
TAWLN1600S20	WS254014T	TKY08W	WPT4405	MK1KS	
TAWSN1700S20	WS254015T	TKY08W	WPT4405	MK1KS	
TAWMN1700S20	WS254015T	TKY08W	WPT4405	MK1KS	
TAWLN1700S20	WS254015T	TKY08W	WPT4405	MK1KS	
TAWSN1800S20	WS254016T	TKY08W	WPT4405	MK1KS	
TAWMN1800S20	WS254016T	TKY08W	WPT4405	MK1KS	
TAWLN1800S20	WS254016T	TKY08W	WPT4405	MK1KS	