

# HOW TO READ THE STANDARD OF EXCHANGEABLE HEAD END MILLS

## ●How this section page is organised

①Organised according to cutting mode for milling. (Refer to END MILL LIST.)

**CUTTING EDGE GEOMETRY**

**PHOTO OF PRODUCT**

**PRODUCT TITLE**

**ITEM NUMBER**

**PRODUCT BLOCK**

**EXCHANGEABLE HEAD END MILLS**

**IMX-S3HV**

Square head, 3 flute, Irregular helix

**PRODUCT INFORMATION ICONS**

**GEOMETRY**

**PRODUCT FEATURES**

- 3-flute end mills that cover shoulder milling, slotting and plunging.
- Irregular lead controls vibration and achieves stable machining.

Order Number	DC	APMX	LH	DCON	Grade	Type
IMX10S3HV10008	10	8	16	9.7	3	● 1
IMX12S3HV12009	12	9.6	19	11.7	3	● 1
IMX16S3HV16012	16	12.8	24	15.5	3	● 1
IMX20S3HV20016	20	16	30	19.5	3	● 1
IMX25S3HV25020	25	20	37.5	24.5	3	● 1

Note 1) The fastening size of the holder and head should be the same. (Refer to K002)

**LEGEND FOR STOCK STATUS MARK**  
is shown on the left hand page of each double-page spread.

**PRODUCT STANDARDS**  
indicates order numbers, dimensions, and stock status.

**K006** ● : Inventory maintained in Japan.

●To Order:  
Please specify ①order number.

# MILLING TOOLS

## EXCHANGEABLE HEAD END MILLS

IDENTIFICATION ..... K002  
SYMBOL DESCRIPTIONS ..... K003  
CORRECTION FACTOR BY OVERHANG LENGTH (SHOULDER MILLING)··· K003  
CLASSIFICATION ..... K004

### INDEXABLE HEAD END MILLS STANDARDS

**CARBIDE**  
SQUARE ..... K006  
ROUGHING ..... K020  
BALL ..... K022  
RADIUS ..... K032  
TAPER RADIUS ..... K049  
CHAMFER ..... K050  
**HOLDER**  
CARBIDE ..... K054  
STEEL ..... K055



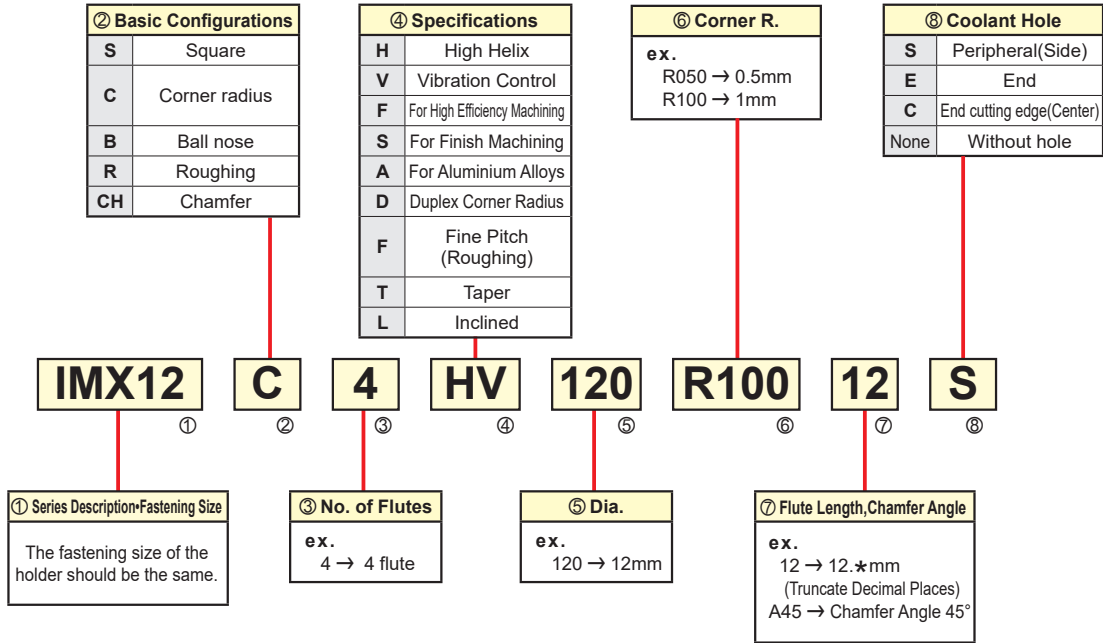
\*Arranged by Alphabetical order

- K022 **iMX-B2S**
- K024 **iMX-B3FV**
- K026 **iMX-B4HV**
- K027 **iMX-B4HV-E**
- K023 **iMX-B4S**
- K030 **iMX-B6HV**
- K046 **iMX-C3A**
- K042 **iMX-C4FD-C**
- K044 **iMX-C4FV**
- K032 **iMX-C4HV**
- K034 **iMX-C4HV-S**
- K040 **iMX-C6HV**
- K049 **iMX-C8T-C**
- K040 **iMX-C10HV**
- K049 **iMX-C10T-C**
- K040 **iMX-C12HV**
- K049 **iMX-C12T-C**
- K049 **iMX-C15T-C**
- K050 **iMX-CH3L**
- K052 **iMX-CH6V**
- K054 **iMX○○○○○○○○○○L○○○C**
- K055 **iMX○○○○○○○○○○L○○○S**
- K020 **iMX-R4F**
- K017 **iMX-S3A**
- K006 **iMX-S3HV**
- K010 **iMX-S4HV**
- K011 **iMX-S4HV-S**

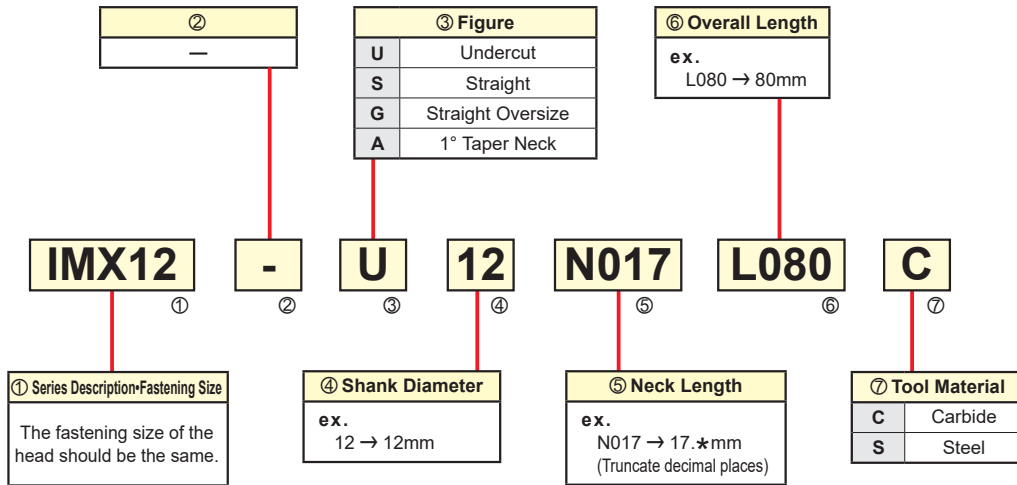
# IDENTIFICATION

## iMX End Mill Series

### HEAD



### HOLDER



### RUN-OUT ACCURACY AND HEAD EXCHANGE ACCURACY

Dia. DC	Run-out accuracy for the peripheral cutting edge *	Head exchange accuracy (Axial)
<φ25	0.015	±0.02
≥φ25	0.020	

\* Use the carbide holder. (Except iMX-R4F roughing head)

# SYMBOL DESCRIPTIONS

## Tool Material



**Ultra Micro Grain Carbide**  
Ultra micro grain carbide is used as the substrate material.

## Angle, Coolant hole, Sharp corner edge and Gash land



**Helix Angle**  
Indicates the helix angle of the end mill.



**End Cutting Edge with Coolant Hole**



**Peripheral Cutting Edge with Coolant Hole**



**Sharp Corner Edge**  
Indicates the end mill has a sharp corner edge.



**Gash Land**  
Indicates the end mill cutting edge has a gash land.

## Tolerances



**Outside Diameter Tolerance**  
Indicates diameter tolerance of end mill.



**R Tolerance**  
Indicates the radial tolerance of a ball nose end mill.



**R Tolerance**  
Indicates the radial tolerance of an end mill with a corner radius.



**Tolerance of Point Angle**  
Indicates the tolerance of the point angle.



**Shank Diameter Tolerance**  
Indicates the shank diameter tolerance of end mill.

# Correction factor by overhang length (Shoulder Milling)

Use by multiplying the recommended cutting condition by the correction factor by overhang length.  
Refer to each recommended condition for the long cutting and offset type.

(mm)














L/D	Carbon steel, Alloy steel, Mild steel, Copper, Copper alloys AISI 1045, AISI 4140, ASTM A36, AISI 1010				Pre-hardened steel, Carbon steel, Alloy steel, Alloy tool steel AISI P21, AISI P20, AISI 4340, SKD, SKT				Austenitic stainless steel, Ferritic and Martensitic stainless steels, Titanium alloy AISI 304, AISI 316, AISI 304LN, AISI 316LN, AISI 410, AISI 430, AISI 431, AISI 420J2, Ti-6Al-4V			
	Cutting Speed (m/min)	Revolution (min <sup>-1</sup> )	Feed per Tooth (mm/t.)	Width of Cut ae	Cutting Speed (m/min)	Revolution (min <sup>-1</sup> )	Feed per Tooth (mm/t.)	Width of Cut ae	Cutting Speed (m/min)	Revolution (min <sup>-1</sup> )	Feed per Tooth (mm/t.)	Width of Cut ae
2	100%	100%	100%	100%	100%	100%	100%	100%	100%	100%	100%	100%
3	100%	100%	100%	100%	100%	100%	100%	100%	100%	100%	100%	100%
4	80%	80%	90%	70%	80%	80%	90%	70%	80%	80%	90%	70%
5	60%	60%	80%	40%	60%	60%	80%	40%	60%	60%	80%	40%
6	50%	50%	70%	30%	50%	50%	70%	30%	50%	50%	70%	30%
7	40%	40%	70%	20%	40%	40%	70%	20%	30%	30%	60%	20%
8	40%	40%	60%	10%	40%	40%	60%	10%	30%	30%	50%	10%
9	30%	30%	60%	10%	30%	30%	60%	10%	20%	20%	50%	10%

L/D	Precipitation hardening stainless steel, Cobalt chromium alloy AISI 630, AISI 631				Heat resistant alloys Inconel718			
	Cutting Speed (m/min)	Revolution (min <sup>-1</sup> )	Feed per Tooth (mm/t.)	Width of Cut ae	Cutting Speed (m/min)	Revolution (min <sup>-1</sup> )	Feed per Tooth (mm/t.)	Width of Cut ae
2	100%	100%	100%	100%	100%	100%	100%	100%
3	100%	100%	100%	100%	100%	100%	100%	100%
4	80%	80%	90%	70%	80%	80%	90%	70%
5	60%	60%	80%	40%	60%	60%	80%	40%
6	50%	50%	70%	30%	50%	50%	70%	30%
7	30%	30%	60%	20%	30%	30%	60%	20%
8	30%	30%	50%	10%	30%	30%	50%	10%
9	20%	20%	50%	10%	20%	20%	50%	10%

# CLASSIFICATION

## HEAD










(mm)

Type	Applications, Features	No. of Flutes	Product Code	Shape	Dia. DC	Coolant	Long Cutting Edge	Work Material						Page		
								P	H	M	S	N				
								Carbon Steel	Tool Steel	-55HRC	55HRC-	Stainless Steel	Titanium Alloy, Heat Resistant Alloy		Copper Alloy	Aluminium Alloy
<b>SQUARE</b>																
For Difficult-to-cut Materials		3	iMX-S3HV	Square head, 3 flute, Irregular helix 	10–25			◎	○			◎	◎	○	K006	
		4	iMX-S4HV	Square head, 4 flute, Irregular helix 	10–32											K010
				Square head, 4 flute, Irregular helix, Long cutting edge type 	16, 20		●									
		4	iMX-S4HV-S	Square head with coolant hole, 4 flute, Irregular helix 	10–25		●		◎	○			◎	◎	○	K011
For Aluminium Alloys		3	iMX-S3A	Square head, 3 flute, For aluminium alloy 	10–28									◎	K017	
<b>RADIUS</b>																
For Difficult-to-cut Materials		4	iMX-C4HV	Corner radius head, 4 flute, Irregular helix 	10–28										K032	
				Corner radius head, 4 flute, Irregular helix, Long cutting edge type 	16, 20		●									
		4	iMX-C4HV-S	Corner radius head, 4 flute, Irregular helix, With coolant hole 	10–25		●		◎	○			◎	◎	○	K034
		6	iMX-C6HV	Corner radius head, Multi-flute, Irregular helix 	10, 12			◎	○			◎	◎			K040
		10	iMX-C10HV		16			◎	○			◎	◎			
12	iMX-C12HV		20, 25			◎	○			◎	◎					
For High Feed Machining		4	iMX-C4FD-C	With coolant hole Multi-task corner radius end mill for high feed cutting 	10–25		●		◎	◎	◎		◎	◎	○	K042
For High Efficiency Machining		4	iMX-C4FV	Corner radius head for high efficiency machining, 4 flute, Irregular helix 	10–25			◎	◎	◎					K044	
For Aluminium Alloys		3	iMX-C3A	Corner radius head, 3 flute, For aluminium alloy 	10–28									◎	K046	
For Blade		8	iMX-C8T-C	Corner radius, Taper head, Multi-flute, With coolant hole 	8		●					◎	◎		K049	
		10	iMX-C10T-C		10		●					◎	◎			
		12	iMX-C12T-C		15, 19		●					◎	◎			
		15	iMX-C15T-C		15, 19		●					◎	◎			

K




EXCHANGEABLE HEAD END MILLS

(mm)

Type	Applications, Features	No. of Flutes	Product Code	Shape	Dia. DC	Coolant	Long Cutting Edge	Work Material					Page		
								P	H	M	S	N			
								Carbon Steel	Tool Steel	-55HRC	55HRC-	Stainless Steel		Titanium Alloy Heat Resistant Alloy	Copper Alloy
<b>ROUGHING</b>															
	For Difficult-to-cut Materials	4	iMX-R4F	Roughing head, 4 flute 	10–25			◎	○			◎	◎	○	K020
<b>BALL</b>															
	For Hardened Steels	2	<b>NEW</b> iMX-B2S	Ball nose head, 2 flute, For hardened steels 	16–20							◎			K022
		4	<b>NEW</b> iMX-B4S	Ball nose head, 4 flute, For hardened steels 	16–20								◎		
	For High Efficiency Machining	3	<b>NEW</b> iMX-B3FV	Ball nose head, 3 flute, Irregular curve, For high efficiency machining 	10–20			◎	◎						K024
	For Difficult-to-cut Materials	4	iMX-B4HV	Ball nose head, 4 flute, Irregular helix 	10–25			◎	○			◎	◎	○	K026
		4	iMX-B4HV-E	Ball nose head with coolant hole, 4 flute, Irregular helix 	10–25	●		◎	○			◎	◎	○	K027
		6	iMX-B6HV	Ball nose head, 6 flute, Irregular helix 	10–25			◎	○			◎	◎		K030
<b>CHAMFER</b>															
	For Chamfer Materials	3	iMX-CH3L	Chamfer head, 3 flute 	10–20			◎	○	○		◎	◎		K050
		6	iMX-CH6V	Chamfer head, 6 flute 	12–20			◎	○	○		◎	◎		K052

## HOLDERS

The undercut type is available in medium, semi-long, and long lengths.

	Figure	Length	Taper angle one side	Tool material	Page
Undercut		Medium	—	Carbide	K054
		Semi-long Long		Steel	K055
Straight		Semi-long Long	—	Carbide	K054
		Straight Oversize		Medium	Steel
Taper neck		Long	1°	Carbide	K054

K

EXCHANGEABLE HEAD END MILLS

# EXCHANGEABLE HEAD END MILLS

## IMX-S3HV

Square head, 3 flute, Irregular helix



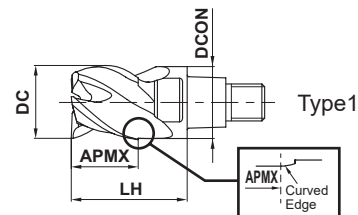
TOOL NEWS



42°  
43.5°  
45°



Carbon Steel, Alloy Steel, Cast Iron (<30HRC)	Tool Steel, Pre-Hardened Steel, Hardened Steel (≤45HRC)	Hardened Steel (≤55HRC)	Hardened Steel (>55HRC)	Austenitic Stainless Steel	Titanium Alloy, Heat Resistant Alloy	Copper Alloy	Aluminium Alloy
○	○			○	○	○	



DC ≤ 12	DC > 12			
0 - 0.020	0 - 0.030			

- 3-flute end mills that cover shoulder milling, slotting and plunging.
- Irregular lead controls vibration and achieves stable machining.

(mm)

Order Number	DC	APMX	LH	DCON	No. of Flutes	Grade	Type
						EP7020	
IMX10S3HV10008	10	8	16	9.7	3	●	1
<b>NEW</b> IMX12S3HV12009	12	9.6	19	11.7	3	●	1
<b>NEW</b> IMX16S3HV16012	16	12.8	24	15.5	3	●	1
<b>NEW</b> IMX20S3HV20016	20	16	30	19.5	3	●	1
<b>NEW</b> IMX25S3HV25020	25	20	37.5	24.5	3	●	1

Note 1) The fastening size of the holder and head should be the same. (Refer to K002)

K

EXCHANGEABLE HEAD END MILLS

● : Inventory maintained in Japan.

## RECOMMENDED CUTTING CONDITIONS

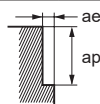
### Shoulder milling (L/D=3)

Other than the L/D = 3, use following recommended cutting conditions by multiplying the K003 page correction factor by overhang length.

(mm)

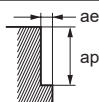
Dia. DC	Carbon steel, Alloy steel, Mild steel, Copper, Copper alloys AISI 1045, AISI 4140, ASTM A36, AISI 1010						Pre-hardened steel, Carbon steel, Alloy steel, Alloy tool steel AISI P21, AISI P20, AISI 4340, SKD, SKT						Austenitic stainless steel, Ferritic and Martensitic stainless steels, Titanium alloy AISI 304, AISI 316, AISI 304LN, AISI 316LN, AISI 410, AISI 430, AISI 431, AISI 420J2, Ti-6Al-4V					
	Cutting Speed (m/min)	Revolution (min <sup>-1</sup> )	Feed per Tooth (mm/t.)	Feed rate (mm/min)	Depth of cut ap	Width of Cut ae	Cutting Speed (m/min)	Revolution (min <sup>-1</sup> )	Feed per Tooth (mm/t.)	Feed rate (mm/min)	Depth of cut ap	Width of Cut ae	Cutting Speed (m/min)	Revolution (min <sup>-1</sup> )	Feed per Tooth (mm/t.)	Feed rate (mm/min)	Depth of cut ap	Width of Cut ae
10	150	4800	0.09	1300	8	2	120	3800	0.06	680	8	2	100	3200	0.075	720	8	2
12	150	4000	0.09	1100	9.6	2.4	120	3200	0.065	620	9.6	2.4	100	2700	0.08	650	9.6	2.4
16	150	3000	0.1	900	12.8	3.2	120	2400	0.075	540	12.8	3.2	100	2000	0.09	540	12.8	3.2
20	150	2400	0.1	720	16	4	120	1900	0.075	430	16	4	100	1600	0.09	430	16	4
25	150	1900	0.12	680	20	5	120	1500	0.075	340	20	5	100	1300	0.09	350	20	5

Depth of cut



Dia. DC	Precipitation hardening stainless steel, Cobalt chromium alloy AISI 630, AISI 631						Heat resistant alloys Inconel718					
	Cutting Speed (m/min)	Revolution (min <sup>-1</sup> )	Feed per Tooth (mm/t.)	Feed rate (mm/min)	Depth of cut ap	Width of Cut ae	Cutting Speed (m/min)	Revolution (min <sup>-1</sup> )	Feed per Tooth (mm/t.)	Feed rate (mm/min)	Depth of cut ap	Width of Cut ae
10	75	2400	0.06	430	8	2	40	1300	0.04	160	8	1
12	75	2000	0.065	390	9.6	2.4	40	1100	0.045	150	9.6	1.2
16	75	1500	0.075	340	12.8	3.2	40	800	0.05	120	12.8	1.6
20	75	1200	0.075	270	16	4	40	640	0.05	96	16	2
25	75	950	0.075	210	20	5	40	510	0.05	77	20	2.5

Depth of cut



Note 1) For stainless steel, titanium alloy and heat resistant alloy, the use of water-soluble coolant is effective.

Note 2) If the depth of cut is shallow, the revolution and feed rate can be increased.

Note 3) The irregular helix flute end mill has a large effect on controlling vibration when compared to standard end mills. However, if the rigidity of the machine or the workpiece installation is poor, vibration or abnormal sound can occur. In this case, please reduce the revolution and feed rate proportionately, or set a lower depth of cut.



# EXCHANGEABLE HEAD END MILLS

## IMX-S3HV

Square head, 3 flute, Irregular helix

CARBIDE

SQUARE

BALL

RADIUS

TAPER

CHAMFER

ROUGHING

K

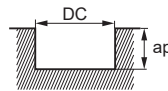
EXCHANGEABLE HEAD END MILLS

### Slot milling

(mm)

Dia. DC	Carbon steel, Alloy steel, Mild steel, Copper, Copper alloys					Pre-hardened steel, Carbon steel, Alloy steel, Alloy tool steel					Austenitic stainless steel, Ferritic and Martensitic stainless steels, Titanium alloy				
	Cutting Speed (m/min)	Revolution (min <sup>-1</sup> )	Feed per Tooth (mm/t.)	Feed rate (mm/min)	Depth of cut ap	Cutting Speed (m/min)	Revolution (min <sup>-1</sup> )	Feed per Tooth (mm/t.)	Feed rate (mm/min)	Depth of cut ap	Cutting Speed (m/min)	Revolution (min <sup>-1</sup> )	Feed per Tooth (mm/t.)	Feed rate (mm/min)	Depth of cut ap
10	100	3200	0.04	380	5	80	2500	0.03	230	5	75	2400	0.03	200	5
12	100	2700	0.05	410	6	80	2100	0.04	250	6	75	2000	0.04	240	6
16	100	2000	0.07	420	8	80	1600	0.05	240	8	75	1500	0.06	270	8
20	100	1600	0.07	340	10	80	1300	0.05	200	10	75	1200	0.06	220	10
25	100	1300	0.08	310	12	80	1000	0.05	150	12	75	950	0.06	170	12

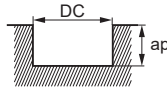
Depth of cut



DC: Dia.

Dia. DC	Precipitation hardening stainless steel, Cobalt chromium alloy					Heat resistant alloys				
	Cutting Speed (m/min)	Revolution (min <sup>-1</sup> )	Feed per Tooth (mm/t.)	Feed rate (mm/min)	Depth of cut ap	Cutting Speed (m/min)	Revolution (min <sup>-1</sup> )	Feed per Tooth (mm/t.)	Feed rate (mm/min)	Depth of cut ap
10	60	1900	0.025	140	5	30	950	0.02	57	2
12	60	1600	0.035	170	6	30	800	0.03	72	2.4
16	60	1200	0.05	180	8	30	600	0.05	90	3.2
20	60	950	0.05	140	10	30	480	0.05	72	4
25	60	760	0.05	110	12	30	380	0.05	57	5

Depth of cut



DC: Dia.

Note 1) For stainless steel, titanium alloy and heat resistant alloy, the use of water-soluble coolant is effective.

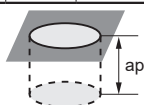
Note 2) If the depth of cut is shallow, the revolution and feed rate can be increased.

Note 3) The irregular helix flute end mill has a large effect on controlling vibration when compared to standard end mills. However, if the rigidity of the machine or the workpiece installation is poor, vibration or abnormal sound can occur. In this case, please reduce the revolution and feed rate proportionately, or set a lower depth of cut.

■ **Plunging**

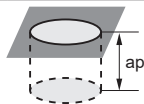
(mm)

Work Material	Carbon steel, Alloy steel, Mild steel, Copper, Copper alloys						Pre-hardened steel, Carbon steel, Alloy steel, Alloy tool steel						Austenitic stainless steel, Ferritic and Martensitic stainless steels, Titanium alloy					
	AISI 1045, AISI 4140, ASTM A36, AISI 1010						AISI P21, AISI P20, AISI 4340, SKD, SKT						AISI 304, AISI 316, AISI 304LN, AISI 316LN, AISI 410, AISI 430, AISI 431, AISI 420J2, Ti-6Al-4V					
Dia. DC	Cutting Speed (m/min)	Revolution (min <sup>-1</sup> )	Feed per Rev. (mm/rev)	Feed rate (mm/min)	Drilled Depth ap	Step ap <sup>2</sup>	Cutting Speed (m/min)	Revolution (min <sup>-1</sup> )	Feed per Rev. (mm/rev)	Feed rate (mm/min)	Drilled Depth ap	Step ap <sup>2</sup>	Cutting Speed (m/min)	Revolution (min <sup>-1</sup> )	Feed per Rev. (mm/rev)	Feed rate (mm/min)	Drilled Depth ap	Step ap <sup>2</sup>
<b>10</b>	100	3200	0.14	450	5	2.5	70	2200	0.09	200	5	2	60	1900	0.03	57	5	0.6
<b>12</b>	100	2700	0.14	380	6	2.5	70	1900	0.09	170	6	2	60	1600	0.03	48	6	0.6
<b>16</b>	100	2000	0.14	280	8	2.5	70	1400	0.09	130	8	2	60	1200	0.03	36	8	0.6
<b>20</b>	100	1600	0.14	220	10	2.5	70	1100	0.09	99	10	2	60	950	0.03	29	10	0.6
<b>25</b>	100	1300	0.14	180	12.5	2.5	70	890	0.09	80	12.5	2	60	760	0.03	23	12.5	0.6



Depth of cut

Work Material	Precipitation hardening stainless steel, Cobalt chromium alloy					
	AISI 630, AISI 631					
Dia. DC	Cutting Speed (m/min)	Revolution (min <sup>-1</sup> )	Feed per Rev. (mm/rev)	Feed rate (mm/min)	Drilled Depth ap	Step ap <sup>2</sup>
<b>10</b>	40	1300	0.03	39	5	0.6
<b>12</b>	40	1100	0.03	33	6	0.6
<b>16</b>	40	800	0.03	24	8	0.6
<b>20</b>	40	640	0.03	19	10	0.6
<b>25</b>	40	510	0.03	15	12.5	0.6



Depth of cut

Note 1) For stainless steel, titanium alloy and heat resistant alloy, the use of water-soluble coolant is effective.

Note 2) The irregular helix flute end mill has a larger effect on controlling vibration when compared to standard end mills. However, if the rigidity of the machine or the workpiece installation is poor, vibration or abnormal sound can occur. If the depth of cut is shallow, the revolution and feed rate can be increased.

# EXCHANGEABLE HEAD END MILLS

## IMX-S4HV

Square head, 4 flute, Irregular helix



TOOL NEWS



CARBIDE

SQUARE

BALL

RADIUS

TAPER

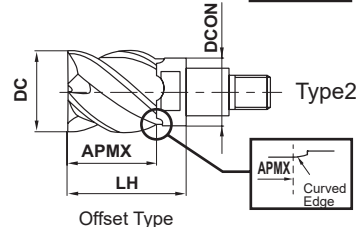
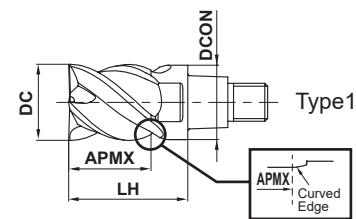
CHAMFER

ROUGHING

K

EXCHANGEABLE HEAD END MILLS

Carbon Steel, Alloy Steel, Cast Iron (<30HRC)	Tool Steel, Pre-Hardened Steel, Hardened Steel (≤45HRC)	Hardened Steel (≤55HRC)	Hardened Steel (>55HRC)	Austenitic Stainless Steel	Titanium Alloy, Heat Resistant Alloy	Copper Alloy	Aluminium Alloy
○	○			○	○	○	

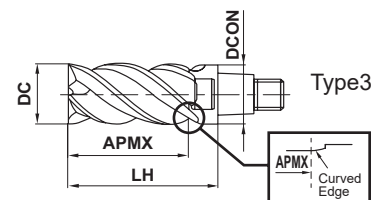


Offset Type

DC ≤ 12	DC > 12			
0	0			
- 0.020	- 0.030			

● Irregular lead controls vibration and achieves stable machining.

Order Number	DC	APMX	LH	DCON	No. of Flutes	Grade		Type
						EP7020	(mm)	
IMX10S4HV10010	10	10	16	9.7	4	●	1	
IMX10S4HV12012	12	12.5	19	9.7	4	●	2	
IMX12S4HV12012	12	12	19	11.7	4	●	1	
IMX12S4HV14014	14	14.5	22.5	11.7	4	●	2	
IMX16S4HV16016	16	16	24	15.5	4	●	1	
IMX16S4HV18018	18	18.5	27	15.5	4	●	2	
NEW IMX20S4HV20020	20	20	30	19.5	4	●	1	
IMX20S4HV22023	22	23	33	19.5	4	●	2	
NEW IMX25S4HV25025	25	25	37.5	24.5	4	●	1	
IMX25S4HV28029	28	29	41.5	24.5	4	●	2	
IMX25S4HV30031	30	31	43.5	24.5	4	●	2	
IMX25S4HV32033	32	33	45.5	24.5	4	●	2	



■ Long cutting edge type

Order Number	DC	APMX	LH	DCON	No. of Flutes	Grade		Type
						EP7020	(mm)	
IMX16S4HV16032	16	32	40	15.5	4	●	3	
IMX20S4HV20040	20	40	50	19.5	4	●	3	

Note 1) The fastening size of the holder and head should be the same. (Refer to K002)

● : Inventory maintained in Japan.

# IMX-S4HV-S

Square head with coolant hole, 4 flute, Irregular helix

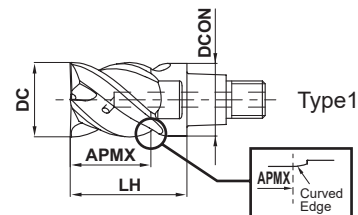


TOOL NEWS



CARBIDE

Carbon Steel, Alloy Steel, Cast Iron (<30HRC)	Tool Steel, Pre-Hardened Steel, Hardened Steel (≤45HRC)	Hardened Steel (≤55HRC)	Hardened Steel (>55HRC)	Austenitic Stainless Steel	Titanium Alloy, Heat Resistant Alloy	Copper Alloy	Aluminium Alloy
○	○			○	○	○	



DC ≤ 12	DC > 12			
0 - 0.020	0 - 0.030			

- Coolant holes for each cutting edge enables a stable coolant supply.
- Irregular helix controls vibration and achieves stable machining.

Order Number	DC	APMX	LH	DCON	No. of Flutes	Grade	Type
						EP7020	
IMX10S4HV10010S	10	10	16	9.7	4	●	1
IMX12S4HV12012S	12	12	19	11.7	4	●	1
IMX16S4HV16016S	16	16	24	15.5	4	●	1
<b>NEW</b> IMX20S4HV20020S	20	20	30	19.5	4	●	1
<b>NEW</b> IMX25S4HV25025S	25	25	37.5	24.5	4	●	1

Note 1) The fastening size of the holder and head should be the same. (Refer to K002)

SQUARE

BALL

RADIUS

TAPER

CHAMFER

ROUGHING

K

EXCHANGEABLE HEAD END MILLS

# EXCHANGEABLE HEAD END MILLS

## IMX-S4HV/iMX-S4HV-S

Square head, 4 flute, Irregular helix (With/Without coolant hole)

CARBIDE

SQUARE

BALL

RADIUS

TAPER

CHAMFER

ROUGHING

K

EXCHANGEABLE HEAD END MILLS

### RECOMMENDED CUTTING CONDITIONS

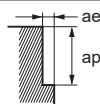
#### ■ Shoulder milling (L/D=3)

Other than the L/D = 3, use following recommended cutting conditions by multiplying the K003 page correction factor by overhang length.

(mm)

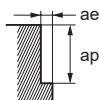
Dia. DC	Carbon steel, Alloy steel, Mild steel, Copper, Copper alloys AISI 1045, AISI 4140, ASTM A36, AISI 1010						Pre-hardened steel, Carbon steel, Alloy steel, Alloy tool steel AISI P21, AISI P20, AISI 4340, SKD, SKT						Austenitic stainless steel, Ferritic and Martensitic stainless steels, Titanium alloy AISI 304, AISI 316, AISI 304LN, AISI 316LN, AISI 410, AISI 430, AISI 431, AISI 420J2, Ti-6Al-4V					
	Cutting Speed (m/min)	Revolution (min <sup>-1</sup> )	Feed per Tooth (mm/t.)	Feed rate (mm/min)	Depth of cut ap	Width of Cut ae	Cutting Speed (m/min)	Revolution (min <sup>-1</sup> )	Feed per Tooth (mm/t.)	Feed rate (mm/min)	Depth of cut ap	Width of Cut ae	Cutting Speed (m/min)	Revolution (min <sup>-1</sup> )	Feed per Tooth (mm/t.)	Feed rate (mm/min)	Depth of cut ap	Width of Cut ae
10	150	4800	0.09	1700	10	2	120	3800	0.06	910	10	2	100	3200	0.075	960	10	2
12	150	4000	0.09	1400	12	2.4	120	3200	0.065	830	12	2.4	100	2700	0.08	860	12	2.4
16	150	3000	0.1	1200	16	3.2	120	2400	0.075	720	16	3.2	100	2000	0.09	720	16	3.2
20	150	2400	0.1	960	20	4	120	1900	0.075	570	20	4	100	1600	0.09	580	20	4
25	150	1900	0.12	910	25	5	120	1500	0.075	450	25	5	100	1300	0.09	470	25	5

Depth of cut



Dia. DC	Precipitation hardening stainless steel, Cobalt chromium alloy AISI 630, AISI 631						Heat resistant alloys Inconel718					
	Cutting Speed (m/min)	Revolution (min <sup>-1</sup> )	Feed per Tooth (mm/t.)	Feed rate (mm/min)	Depth of cut ap	Width of Cut ae	Cutting Speed (m/min)	Revolution (min <sup>-1</sup> )	Feed per Tooth (mm/t.)	Feed rate (mm/min)	Depth of cut ap	Width of Cut ae
10	75	2400	0.06	580	10	2	40	1300	0.04	210	10	1
12	75	2000	0.065	520	12	2.4	40	1100	0.045	200	12	1.2
16	75	1500	0.075	450	16	3.2	40	800	0.05	160	16	1.6
20	75	1200	0.075	360	20	4	40	640	0.05	130	20	2
25	75	950	0.075	290	25	5	40	510	0.05	100	25	2.5

Depth of cut



Note 1) For stainless steel, titanium alloy and heat resistant alloy, the use of water-soluble coolant is effective.

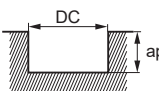
Note 2) If the depth of cut is shallow, the revolution and feed rate can be increased.

Note 3) The irregular helix flute end mill has a large effect on controlling vibration when compared to standard end mills. However, if the rigidity of the machine or the workpiece installation is poor, vibration or abnormal sound can occur. In this case, please reduce the revolution and feed rate proportionately, or set a lower depth of cut.

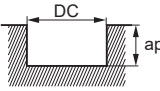
Slot milling

(mm)

Work Material	Carbon steel, Alloy steel, Mild steel, Copper, Copper alloys					Pre-hardened steel, Carbon steel, Alloy steel, Alloy tool steel					Austenitic stainless steel, Ferritic and Martensitic stainless steels, Titanium alloy				
	AISI 1045, AISI 4140, ASTM A36, AISI 1010					AISI P21, AISI P20, AISI 4340, SKD, SKT					AISI 304, AISI 316, AISI 304LN, AISI 316LN, AISI 410, AISI 430, AISI 431, AISI 420J2, Ti-6Al-4V				
Dia. DC	Cutting Speed (m/min)	Revolution (min <sup>-1</sup> )	Feed per Tooth (mm/t.)	Feed rate (mm/min)	Depth of cut ap	Cutting Speed (m/min)	Revolution (min <sup>-1</sup> )	Feed per Tooth (mm/t.)	Feed rate (mm/min)	Depth of cut ap	Cutting Speed (m/min)	Revolution (min <sup>-1</sup> )	Feed per Tooth (mm/t.)	Feed rate (mm/min)	Depth of cut ap
10	100	3200	0.04	510	5	80	2500	0.03	300	5	75	2400	0.03	290	5
12	100	2700	0.05	540	6	80	2100	0.04	340	6	75	2000	0.04	320	6
16	100	2000	0.07	560	8	80	1600	0.05	320	8	75	1500	0.06	360	8
20	100	1600	0.07	450	10	80	1300	0.05	260	10	75	1200	0.06	290	10
25	100	1300	0.08	420	12	80	1000	0.05	200	12	75	950	0.06	230	12

Depth of cut  DC: Dia.

Work Material	Precipitation hardening stainless steel, Cobalt chromium alloy					Heat resistant alloys				
	AISI 630, AISI 631					Inconel718				
Dia. DC	Cutting Speed (m/min)	Revolution (min <sup>-1</sup> )	Feed per Tooth (mm/t.)	Feed rate (mm/min)	Depth of cut ap	Cutting Speed (m/min)	Revolution (min <sup>-1</sup> )	Feed per Tooth (mm/t.)	Feed rate (mm/min)	Depth of cut ap
10	60	1900	0.025	190	5	30	950	0.02	76	2
12	60	1600	0.035	220	6	30	800	0.03	96	2.4
16	60	1200	0.05	240	8	30	600	0.05	120	3.2
20	60	950	0.05	190	10	30	480	0.05	96	4
25	60	760	0.05	150	12	30	380	0.05	76	5

Depth of cut  DC: Dia.

Note 1) For stainless steel, titanium alloy and heat resistant alloy, the use of water-soluble coolant is effective.

Note 2) If the depth of cut is shallow, the revolution and feed rate can be increased.

Note 3) The irregular helix flute end mill has a large effect on controlling vibration when compared to standard end mills. However, if the rigidity of the machine or the workpiece installation is poor, vibration or abnormal sound can occur. In this case, please reduce the revolution and feed rate proportionately, or set a lower depth of cut.

# EXCHANGEABLE HEAD END MILLS

## IMX-S4HV

Square head, 4 flute, Irregular helix, Long cutting edge type

CARBIDE

SQUARE

BALL

RADIUS

TAPER

CHAMFER

ROUGHING

K

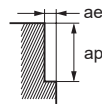
EXCHANGEABLE HEAD END MILLS

### RECOMMENDED CUTTING CONDITIONS

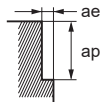
#### Shoulder milling

(mm)

Work Material		Carbon steel, Alloy steel, Mild steel, Copper, Copper alloys AISI 1045, AISI 4140, ASTM A36, AISI 1010												Pre-hardened steel, Carbon steel, Alloy steel, Alloy tool steel AISI P21, AISI P20, AISI 4340, SKD, SKT				Austenitic stainless steel, Ferritic and Martensitic stainless steels, Titanium alloy AISI 304, AISI 316, AISI 304LN, AISI 316LN, AISI 410, AISI 430, AISI 431, AISI 420J2, Ti-6Al-4V			
L/D	Dia. DC	Cutting Speed (m/min)	Revolution (min <sup>-1</sup> )	Feed per Tooth (mm/t.)	Feed rate (mm/min)	Depth of cut ap	Width of Cut ae	Cutting Speed (m/min)	Revolution (min <sup>-1</sup> )	Feed per Tooth (mm/t.)	Feed rate (mm/min)	Depth of cut ap	Width of Cut ae	Cutting Speed (m/min)	Revolution (min <sup>-1</sup> )	Feed per Tooth (mm/t.)	Feed rate (mm/min)	Depth of cut ap	Width of Cut ae		
4	16	100	2000	0.09	720	32	0.8	80	1600	0.07	450	32	0.8	60	1200	0.08	380	32	0.8		
	20	100	1600	0.09	580	40	1	80	1300	0.07	360	40	1	60	950	0.08	300	40	1		
6	16	60	1200	0.07	340	32	0.8	50	990	0.05	200	32	0.8	40	800	0.06	190	32	0.8		
	20	60	950	0.07	270	40	1	50	800	0.05	160	40	1	40	640	0.06	150	40	1		



Work Material		Precipitation hardening stainless steel, Cobalt chromium alloy AISI 630, AISI 631												Heat resistant alloys Inconel718			
L/D	Dia. DC	Cutting Speed (m/min)	Revolution (min <sup>-1</sup> )	Feed per Tooth (mm/t.)	Feed rate (mm/min)	Depth of cut ap	Width of Cut ae	Cutting Speed (m/min)	Revolution (min <sup>-1</sup> )	Feed per Tooth (mm/t.)	Feed rate (mm/min)	Depth of cut ap	Width of Cut ae				
4	16	50	990	0.07	280	32	0.8	30	600	0.05	120	32	0.4				
	20	50	800	0.07	220	40	1	30	480	0.05	96	40	0.5				
6	16	30	600	0.05	120	32	0.8	20	400	0.04	64	32	0.4				
	20	30	480	0.05	96	40	1	20	320	0.04	51	40	0.5				



Note 1) For stainless steel, titanium alloy and heat resistant alloy, the use of water-soluble coolant is effective.

Note 2) If the depth of cut is shallow, the revolution and feed rate can be increased.

Note 3) The irregular helix flute end mill has a large effect on controlling vibration when compared to standard end mills.

However, if the rigidity of the machine or the workpiece installation is poor, vibration or abnormal sound can occur.

In this case, please reduce the revolution and feed rate proportionately, or set a lower depth of cut.

Note 4) The length of the long cutting type is 2 times that of the standard head. L/D demonstrates +1 when installed to a holder of the same size.

# IMX-S4HV

Square head, 4 flute, Irregular helix, Offset type

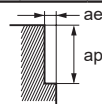
CARBIDE

## RECOMMENDED CUTTING CONDITIONS

### Shoulder milling

(mm)

Work Material		Carbon steel, Alloy steel, Mild steel, Copper, Copper alloys AISI 1045, AISI 4140, ASTM A36, AISI 1010											Pre-hardened steel, Carbon steel, Alloy steel, Alloy tool steel AISI P21, AISI P20, AISI 4340, SKD, SKT				Austenitic stainless steel, Ferritic and Martensitic stainless steels, Titanium alloy AISI 304, AISI 316, AISI 304LN, AISI 316LN, AISI 410, AISI 430, AISI 431, AISI 420J2, Ti-6Al-4V			
L/D	Dia. DC	Cutting Speed (m/min)	Revolution (min <sup>-1</sup> )	Feed per Tooth (mm/t.)	Feed rate (mm/min)	Depth of cut ap	Width of Cut ae	Cutting Speed (m/min)	Revolution (min <sup>-1</sup> )	Feed per Tooth (mm/t.)	Feed rate (mm/min)	Depth of cut ap	Width of Cut ae	Cutting Speed (m/min)	Revolution (min <sup>-1</sup> )	Feed per Tooth (mm/t.)	Feed rate (mm/min)	Depth of cut ap	Width of Cut ae	
3	11	150	4300	0.09	1500	11	1.1	120	3500	0.06	840	11	1.1	100	2900	0.075	870	11	1.1	
	12	150	4000	0.09	1400	12	1.2	120	3200	0.06	770	12	1.2	100	2700	0.075	810	12	1.2	
	13	150	3700	0.09	1300	13	1.3	120	2900	0.065	750	13	1.3	100	2400	0.08	770	13	1.3	
	14	150	3400	0.09	1200	14	1.4	120	2700	0.065	700	14	1.4	100	2300	0.08	740	14	1.4	
	17	150	2800	0.1	1100	17	1.7	120	2200	0.075	660	17	1.7	100	1900	0.08	610	17	1.7	
	18	150	2700	0.1	1100	18	1.8	120	2100	0.075	630	18	1.8	100	1800	0.09	650	18	1.8	
	22	150	2200	0.1	880	22	2.2	120	1700	0.075	510	22	2.2	100	1400	0.09	500	22	2.2	
	28	150	1700	0.12	820	28	2.8	120	1400	0.075	420	28	2.8	100	1100	0.09	400	28	2.8	
	30	150	1600	0.12	770	30	3	120	1300	0.075	390	30	3	100	1100	0.09	400	30	3	
	32	150	1500	0.12	720	32	3.2	120	1200	0.075	360	32	3.2	100	990	0.09	360	32	3.2	
5	11	90	2600	0.07	730	11	0.4	70	2000	0.05	400	11	0.4	60	1700	0.06	410	11	0.4	
	12	90	2400	0.07	670	12	0.5	70	1900	0.05	380	12	0.5	60	1600	0.06	380	12	0.5	
	13	90	2200	0.07	620	13	0.5	70	1700	0.05	340	13	0.5	60	1500	0.06	360	13	0.5	
	14	90	2000	0.07	560	14	0.6	70	1600	0.05	320	14	0.6	60	1400	0.06	340	14	0.6	
	17	90	1700	0.08	540	17	0.7	70	1300	0.06	310	17	0.7	60	1100	0.07	310	17	0.7	
	18	90	1600	0.08	510	18	0.7	70	1200	0.06	290	18	0.7	60	1100	0.07	310	18	0.7	
	22	90	1300	0.08	420	22	0.9	70	1000	0.06	240	22	0.9	60	870	0.07	240	22	0.9	
	28	90	1000	0.1	400	28	1.1	70	800	0.06	190	28	1.1	60	680	0.07	190	28	1.1	
	30	90	950	0.1	380	30	1.2	70	740	0.06	180	30	1.2	60	640	0.07	180	30	1.2	
	32	90	900	0.1	360	32	1.3	70	700	0.06	170	32	1.3	60	600	0.07	170	32	1.3	
7	11	60	1700	0.06	410	11	0.2	50	1400	0.04	220	11	0.2	32	930	0.05	190	11	0.2	
	12	60	1600	0.06	380	12	0.2	50	1300	0.04	210	12	0.2	32	850	0.05	170	12	0.2	
	13	60	1500	0.06	360	13	0.3	50	1200	0.05	240	13	0.3	32	780	0.06	190	13	0.3	
	14	60	1400	0.06	340	14	0.3	50	1100	0.05	220	14	0.3	32	730	0.06	180	14	0.3	
	17	60	1100	0.07	310	17	0.3	50	940	0.05	190	17	0.3	32	600	0.06	140	17	0.3	
	18	60	1100	0.07	310	18	0.4	50	880	0.05	180	18	0.4	32	570	0.06	140	18	0.4	
	22	60	870	0.07	240	22	0.4	50	720	0.05	140	22	0.4	32	460	0.06	110	22	0.4	
	28	60	680	0.08	220	28	0.6	50	570	0.05	110	28	0.6	32	360	0.06	86	28	0.6	
	30	60	640	0.08	200	30	0.6	50	530	0.05	110	30	0.6	32	340	0.06	82	30	0.6	
	32	60	600	0.08	190	32	0.6	50	500	0.05	100	32	0.6	32	320	0.06	77	32	0.6	



Note 1) For stainless steel, titanium alloy and heat resistant alloy, the use of water-soluble coolant is effective.

Note 2) If the depth of cut is shallow, the revolution and feed rate can be increased.

Note 3) The irregular helix flute end mill has a large effect on controlling vibration when compared to standard end mills.

However, if the rigidity of the machine or the workpiece installation is poor, vibration or abnormal sound can occur.

In this case, please reduce the revolution and feed rate proportionately, or set a lower depth of cut.

SQUARE

BALL

RADIUS

TAPER

CHAMFER

ROUGHING

K

EXCHANGEABLE HEAD END MILLS



# EXCHANGEABLE HEAD END MILLS

## IMX-S4HV

Square head, 4 flute, Irregular helix, Offset type

CARBIDE

SQUARE

BALL

RADIUS

TAPER

CHAMFER

ROUGHING

K

EXCHANGEABLE HEAD END MILLS

### Shoulder milling

(mm)

Work Material		Precipitation hardening stainless steel, Cobalt chromium alloy						Heat resistant alloys					
Work Material		AISI 630, AISI 631						Inconel718					
L/D	Dia. DC	Cutting Speed (m/min)	Revolution (min <sup>-1</sup> )	Feed per Tooth (mm/t.)	Feed rate (mm/min)	Depth of cut ap	Width of Cut ae	Cutting Speed (m/min)	Revolution (min <sup>-1</sup> )	Feed per Tooth (mm/t.)	Feed rate (mm/min)	Depth of cut ap	Width of Cut ae
3	11	75	2200	0.06	530	11	1.1	30	870	0.04	140	11	0.8
	12	75	2000	0.06	480	12	1.2	30	800	0.04	130	12	0.9
	13	75	1800	0.065	470	13	1.3	30	730	0.045	130	13	1
	14	75	1700	0.065	440	14	1.4	30	680	0.045	120	14	1.1
	17	75	1400	0.065	360	17	1.7	40	750	0.045	140	17	1.3
	18	75	1300	0.075	390	18	1.8	40	710	0.05	140	18	1.4
	22	75	1100	0.075	330	22	2.2	40	580	0.05	120	22	1.7
	28	75	850	0.075	260	28	2.8	40	450	0.05	90	28	2.1
	30	75	800	0.075	240	30	3	40	420	0.05	84	30	2.3
	32	75	750	0.075	230	32	3.2	40	400	0.05	80	32	2.4
5	11	50	1400	0.05	280	11	0.4	10	290	0.03	35	11	0.3
	12	50	1300	0.05	260	12	0.5	10	270	0.03	32	12	0.4
	13	50	1200	0.05	240	13	0.5	10	240	0.04	38	13	0.4
	14	50	1100	0.05	220	14	0.6	10	230	0.04	37	14	0.4
	17	50	940	0.06	230	17	0.7	19	360	0.04	58	17	0.5
	18	50	880	0.06	210	18	0.7	19	340	0.04	54	18	0.6
	22	50	720	0.06	170	22	0.9	19	270	0.04	43	22	0.7
	28	50	570	0.06	140	28	1.1	19	220	0.04	35	28	0.8
	30	50	530	0.06	130	30	1.2	19	200	0.04	32	30	0.9
	32	50	500	0.06	120	32	1.3	19	190	0.04	30	32	1
7	11	24	690	0.04	110	11	0.2	-	-	-	-	-	-
	12	24	640	0.04	100	12	0.2	-	-	-	-	-	-
	13	24	590	0.05	120	13	0.3	-	-	-	-	-	-
	14	24	550	0.05	110	14	0.3	-	-	-	-	-	-
	17	24	450	0.05	90	17	0.3	-	-	-	-	-	-
	18	24	420	0.05	84	18	0.4	-	-	-	-	-	-
	22	24	350	0.05	70	22	0.4	-	-	-	-	-	-
	28	24	270	0.05	54	28	0.6	-	-	-	-	-	-
	30	24	250	0.05	50	30	0.6	-	-	-	-	-	-
	32	24	240	0.05	48	32	0.6	-	-	-	-	-	-
Depth of cut													

Note 1) For stainless steel, titanium alloy and heat resistant alloy, the use of water-soluble coolant is effective.

Note 2) If the depth of cut is shallow, the revolution and feed rate can be increased.

Note 3) The irregular helix flute end mill has a large effect on controlling vibration when compared to standard end mills.

However, if the rigidity of the machine or the workpiece installation is poor, vibration or abnormal sound can occur.

In this case, please reduce the revolution and feed rate proportionately, or set a lower depth of cut.

# IMX-S3A

Square head, 3 flute, For aluminium alloy

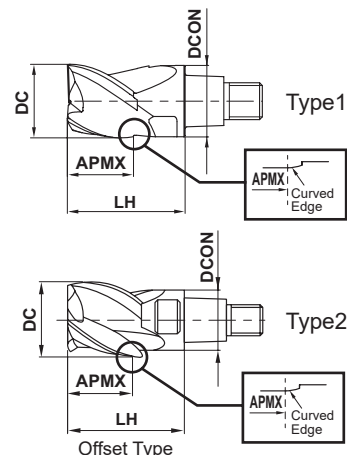


TOOL NEWS



CARBIDE

Carbon Steel, Alloy Steel, Cast Iron (<30HRC)	Tool Steel, Pre-Hardened Steel, Hardened Steel (<=45HRC)	Hardened Steel (<=55HRC)	Hardened Steel (>55HRC)	Austenitic Stainless Steel	Titanium Alloy, Heat Resistant Alloy	Copper Alloy	Aluminium Alloy
---	--	--------------------------	-------------------------	----------------------------	--------------------------------------	--------------	-----------------



DC ≤ 12	DC > 12			
0	0			
- 0.020	- 0.030			

- High efficiency machining due to the sharp cutting edge suitable for aluminium alloy machining and polished rake face.

(mm)

Order Number	DC	APMX	LH	DCON	No. of Flutes	Grade	
						ET2020	Type
IMX10S3A10008	10	8	16	9.7	3	●	1
IMX10S3A12010	12	10.1	19	9.7	3	●	2
<b>NEW</b> IMX12S3A12009	12	9.6	19	11.7	3	●	1
IMX12S3A14011	14	11.7	22.5	11.7	3	●	2
<b>NEW</b> IMX16S3A16012	16	12.8	24	15.5	3	●	1
IMX16S3A18014	18	14.9	27	15.5	3	●	2
<b>NEW</b> IMX20S3A20016	20	16	30	19.5	3	●	1
IMX20S3A22018	22	18.6	33	19.5	3	●	2
<b>NEW</b> IMX25S3A25020	25	20	37.5	24.5	3	●	1
IMX25S3A28023	28	23.4	41.5	24.5	3	●	2

Note 1) The fastening size of the holder and head should be the same. (Refer to K002)

SQUARE

BALL

RADIUS

TAPER

CHAMFER

ROUGHING

K

EXCHANGEABLE HEAD END MILLS

● : Inventory maintained in Japan.

K017

# EXCHANGEABLE HEAD END MILLS

## IMX-S3A

Square head, 3 flute, For aluminium alloy

CARBIDE

SQUARE

BALL

RADIUS

TAPER

CHAMFER

ROUGHING

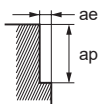
K

EXCHANGEABLE HEAD END MILLS

### RECOMMENDED CUTTING CONDITIONS

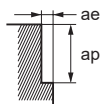
#### Shoulder milling (L/D=3) (mm)

Work Material		Aluminium alloy A6061, A7075				
Dia. DC	Cutting Speed (m/min)	Revolution (min <sup>-1</sup> )	Feed per Tooth (mm/t.)	Feed rate (mm/min)	Depth of cut ap	Width of Cut ae
10	500	16000	0.117	5600	8	3
12	500	13000	0.118	4600	9.6	3.6
16	500	9900	0.153	4500	12.8	4.8
20	500	8000	0.175	4200	16	6
25	500	6400	0.211	4100	20	7.5

Depth of Cut 

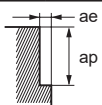
#### Shoulder milling (L/D=5) (mm)

Work Material		Aluminium alloy A6061, A7075				
Dia. DC	Cutting Speed (m/min)	Revolution (min <sup>-1</sup> )	Feed per Tooth (mm/t.)	Feed rate (mm/min)	Depth of cut ap	Width of Cut ae
10	300	9500	0.09	2600	8	1.2
12	300	8000	0.09	2200	9.6	1.44
16	300	6000	0.12	2200	12.8	1.92
20	300	4800	0.14	2000	16	2.4
25	300	3800	0.17	1900	20	3

Depth of Cut 

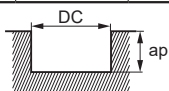
#### Shoulder milling (L/D=7) (mm)

Work Material		Aluminium alloy A6061, A7075				
Dia. DC	Cutting Speed (m/min)	Revolution (min <sup>-1</sup> )	Feed per Tooth (mm/t.)	Feed rate (mm/min)	Depth of cut ap	Width of Cut ae
10	200	6400	0.08	1500	8	0.6
12	200	5300	0.08	1300	9.6	0.72
16	200	4000	0.11	1300	12.8	0.96
20	200	3200	0.12	1200	16	1.2
25	200	2500	0.15	1100	20	1.5

Depth of Cut 

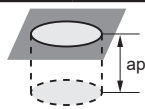
#### Slot milling (L/D=3) (mm)

Work Material		Aluminium alloy A6061, A7075			
DC	Cutting Speed (m/min)	Revolution (min <sup>-1</sup> )	Feed per Tooth (mm/t.)	Feed rate (mm/min)	Depth of cut ap
10	500	16000	0.068	3300	5
12	500	13000	0.072	2800	6
16	500	9900	0.093	2800	8
20	500	8000	0.108	2600	10
25	500	6400	0.127	2400	12.5

Depth of Cut  DC: Dia.

#### Plunging (L/D=3) (mm)

Work Material		Aluminium alloy A6061, A7075				
DC	Cutting Speed (m/min)	Revolution (min <sup>-1</sup> )	Feed per Rev. (mm/rev)	Feed rate (mm/min)	Drilled Depth ap	Step ap2
10	300	9500	0.1	950	5	2.5
12	300	8000	0.1	800	6	2.5
16	300	6000	0.1	600	8	2.5
20	300	4800	0.1	480	10	2.5
25	300	3800	0.1	380	12.5	2.5

Depth of Cut 

Note 1) The use of water-soluble coolant is effective.

Note 2) Vibration may occur if the rigidity of machine or work material is low.

In this case, please reduce the revolution and the feed rate proportionately, or set a lower depth of cut.


# IMX-S3A

Square head, 3 flute, For aluminium alloy, Offset type

CARBIDE

## RECOMMENDED CUTTING CONDITIONS

### ■ Side milling (mm)

Work Material		Aluminium alloy A6061, A7075					
L/D	Dia. DC	Cutting Speed (m/min)	Revolution (min <sup>-1</sup> )	Feed per Tooth (mm/t.)	Feed rate (mm/min)	Depth of cut ap	Width of Cut ae
<b>3</b>	<b>12</b>	500	13000	0.117	4600	9.6	2.4
	<b>14</b>	500	11000	0.118	3900	11.2	2.8
	<b>18</b>	500	8800	0.153	4000	14.4	3.6
	<b>22</b>	500	7200	0.175	3800	17.6	4.4
	<b>28</b>	500	5700	0.211	3600	22.4	5.6
<b>5</b>	<b>12</b>	300	8000	0.09	2200	9.6	1.0
	<b>14</b>	300	6800	0.09	1800	11.2	1.1
	<b>18</b>	300	5300	0.12	1900	14.4	1.4
	<b>22</b>	300	4300	0.14	1800	17.6	1.8
	<b>28</b>	300	3400	0.17	1700	22.4	2.2
Depth of cut							

Note 1) The use of water-soluble coolant is effective.

Note 2) Vibration may occur if the rigidity of machine or workpiece is low.

In this case, please reduce the revolution and feed rate proportionately, or set a lower depth of cut.

SQUARE

BALL

RADIUS

TAPER

CHAMFER

ROUGHING

K

EXCHANGEABLE HEAD END MILLS

# EXCHANGEABLE HEAD END MILLS

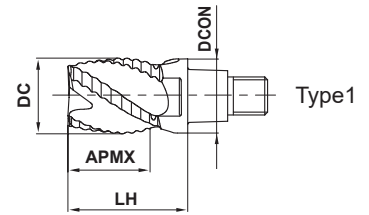
## IMX-R4F

Roughing head, 4 flute



TOOL NEWS

Carbon Steel, Alloy Steel, Cast Iron (<30HRC)	Tool Steel, Pre-Hardened Steel, Hardened Steel (<=45HRC)	Hardened Steel (<=55HRC)	Hardened Steel (>55HRC)	Austenitic Stainless Steel	Titanium Alloy, Heat Resistant Alloy	Copper Alloy	Aluminium Alloy
○	○			○	○	○	



SQUARE

BALL

RADIUS

TAPER

CHAMFER

ROUGHING

- The roughing edge geometry reduces cutting resistance. Effective when rigidity of the machine or work material is low.

Order Number	DC	APMX	LH	DCON	No. of Flutes	Grade	Type
						EP7020	
IMX10R4F10010	10	10.5	16	9.7	4	●	1
IMX12R4F12012	12	12.5	19	11.7	4	●	1
IMX16R4F16016	16	16.5	24	15.5	4	●	1
IMX20R4F20021	20	21	30	19.5	4	●	1
IMX25R4F25026	25	26	37.5	24.5	4	●	1

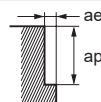
Note 1) The fastening size of the holder and head should be the same. (Refer to K002)

## RECOMMENDED CUTTING CONDITIONS

### ■ Shoulder milling (L/D=3)

Other than the L/D = 3, use following recommended cutting conditions by multiplying the K003 page correction factor by overhang length.

Work Material	Carbon steel, Alloy steel, Mild steel, Copper, Copper alloys						Pre-hardened steel, Carbon steel, Alloy steel, Alloy tool steel						Austenitic stainless steel, Ferritic and Martensitic stainless steels, Titanium alloy					
	AISI 1045, AISI 4140, ASTM A36, AISI 1010						AISI P21, AISI P20, AISI 4340, SKD, SKT						AISI 304, AISI 316, AISI 304LN, AISI 316LN, AISI 410, AISI 430, AISI 431, AISI 420J2, Ti-6Al-4V					
Dia. DC	Cutting Speed (m/min)	Revolution (min <sup>-1</sup> )	Feed per Tooth (mm/t.)	Feed rate (mm/min)	Depth of cut ap	Width of Cut ae	Cutting Speed (m/min)	Revolution (min <sup>-1</sup> )	Feed per Tooth (mm/t.)	Feed rate (mm/min)	Depth of cut ap	Width of Cut ae	Cutting Speed (m/min)	Revolution (min <sup>-1</sup> )	Feed per Tooth (mm/t.)	Feed rate (mm/min)	Depth of cut ap	Width of Cut ae
10	150	4800	0.045	860	8	4	120	3800	0.03	460	8	4	100	3200	0.038	490	8	4
12	150	4000	0.045	720	9.6	4.8	120	3200	0.033	420	9.6	4.8	100	2700	0.04	430	9.6	4.8
16	150	3000	0.05	600	12.8	6.4	120	2400	0.038	360	12.8	6.4	100	2000	0.045	360	12.8	6.4
20	150	2400	0.05	480	16	8	120	1900	0.038	290	16	8	100	1600	0.045	290	16	8
25	150	1900	0.06	460	20	10	120	1500	0.038	230	20	10	100	1300	0.045	230	20	10



Note 1) For stainless steel, titanium alloy and heat resistant alloy, the use of water-soluble coolant is effective.

Note 2) If the depth of cut is shallow, the revolution and feed rate can be increased.

Note 3) Vibration may occur if the rigidity of machine or workpiece is low.

In this case, please reduce the revolution and feed rate proportionately, or set a lower depth of cut.

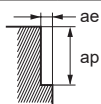
● : Inventory maintained in Japan.

### Shoulder milling (L/D=3)

Other than the L/D = 3, use following recommended cutting conditions by multiplying the K003 page correction factor by overhang length. (mm)

Dia. DC	Precipitation hardening stainless steel, Cobalt chromium alloy AISI 630, AISI 631						Heat resistant alloys Inconel718					
	Cutting Speed (m/min)	Revolution (min <sup>-1</sup> )	Feed per Tooth (mm/t.)	Feed rate (mm/min)	Depth of cut ap	Width of Cut ae	Cutting Speed (m/min)	Revolution (min <sup>-1</sup> )	Feed per Tooth (mm/t.)	Feed rate (mm/min)	Depth of cut ap	Width of Cut ae
10	75	2400	0.03	290	8	4	40	1300	0.04	210	8	1
12	75	2000	0.033	260	9.6	4.8	40	1100	0.045	200	9.6	1.2
16	75	1500	0.038	230	12.8	6.4	40	800	0.05	160	12.8	1.6
20	75	1200	0.038	180	16	8	40	640	0.05	130	16	2
25	75	950	0.038	140	20	10	40	510	0.05	100	20	2.5

Depth of cut

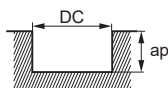


### Slot milling

(mm)

Dia. DC	Carbon steel, Alloy steel, Mild steel, Copper, Copper alloys AISI 1045, AISI 4140, ASTM A36, AISI 1010					Pre-hardened steel, Carbon steel, Alloy steel, Alloy tool steel AISI P21, AISI P20, AISI 4340, SKD, SKT					Austenitic stainless steel, Ferritic and Martensitic stainless steels, Titanium alloy AISI 304, AISI 316, AISI 304LN, AISI 316LN, AISI 410, AISI 430, AISI 431, AISI 420J2, Ti-6Al-4V				
	Cutting Speed (m/min)	Revolution (min <sup>-1</sup> )	Feed per Tooth (mm/t.)	Feed rate (mm/min)	Depth of cut ap	Cutting Speed (m/min)	Revolution (min <sup>-1</sup> )	Feed per Tooth (mm/t.)	Feed rate (mm/min)	Depth of cut ap	Cutting Speed (m/min)	Revolution (min <sup>-1</sup> )	Feed per Tooth (mm/t.)	Feed rate (mm/min)	Depth of cut ap
10	100	3200	0.04	510	5	80	2500	0.03	300	5	60	1900	0.02	150	4
12	100	2700	0.045	490	6	80	2100	0.032	270	6	60	1600	0.025	160	4.8
16	100	2000	0.05	400	8	80	1600	0.038	240	8	60	1200	0.03	140	6.4
20	100	1600	0.05	320	10	80	1300	0.038	200	10	60	950	0.034	130	8
25	100	1300	0.06	310	12	80	1000	0.038	150	12	60	760	0.034	100	10

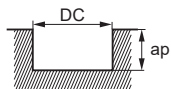
Depth of cut



DC: Dia.

Dia. DC	Precipitation hardening stainless steel, Cobalt chromium alloy AISI 630, AISI 631				
	Cutting Speed (m/min)	Revolution (min <sup>-1</sup> )	Feed per Tooth (mm/t.)	Feed rate (mm/min)	Depth of cut ap
10	40	1300	0.016	83	4
12	40	1100	0.02	88	4.8
16	40	800	0.024	77	6.4
20	40	640	0.027	70	8
25	40	510	0.027	55	10

Depth of cut



DC: Dia.

Note 1) For stainless steel, titanium alloy and heat resistant alloy, the use of water-soluble coolant is effective.

Note 2) If the depth of cut is shallow, the revolution and feed rate can be increased.

Note 3) Vibration may occur if the rigidity of machine or workpiece is low. In this case, please reduce the revolution and feed rate proportionately, or set a lower depth of cut.

# EXCHANGEABLE HEAD END MILLS

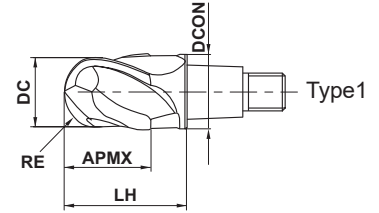
## IMX-B2S NEW

Ball nose head, 2 flute, For hardened steels



TOOL NEWS

Carbon Steel, Alloy Steel, Cast Iron (<30HRC)	Tool Steel, Pre-Hardened Steel, Hardened Steel (≤45HRC)	Hardened Steel (≤55HRC)	Hardened Steel (>55HRC)	Austenitic Stainless Steel	Titanium Alloy, Heat Resistant Alloy	Copper Alloy	Aluminium Alloy
---	---	-------------------------	-------------------------	----------------------------	--------------------------------------	--------------	-----------------



RE ≥ 8				
±0.020				

● Ideal for machining with long overhangs.

Order Number	RE	DC	APMX	LH	DCON	No. of Flutes	Grade		Type
							EP8110		
IMX16B2S16016	8	16	16	24	15.5	2	●		1
IMX20B2S20020	10	20	20	30	19.5	2	●		1

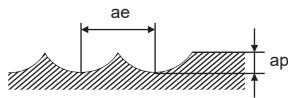
Note 1) The fastening size of the holder and head should be the same. (Refer to K002)

### Recommended Cutting Conditions

#### ■ Shoulder milling (L/D=3)

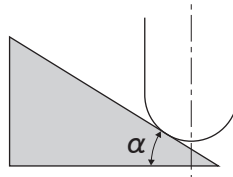
Other than the L/D = 3, use following recommended cutting conditions by multiplying the K003 page correction factor by overhang length.

Dia	Radius of Ball Nose RE	$\alpha \leq 15^\circ$				$\alpha > 15^\circ$				Depth of Cut ap	Width of Cut ae
		Cutting Speed (m/min)	Revolution (min <sup>-1</sup> )	Feed per Tooth (mm/t.)	Feed rate (mm/min)	Cutting Speed (m/min)	Revolution (min <sup>-1</sup> )	Feed per Tooth (mm/t.)	Feed rate (mm/min)		
16	8	300	6000	0.14	1700	150	3000	0.08	480	0.3	1.6
20	10	300	4800	0.14	1300	150	2400	0.08	380	0.3	2



Note 1) If the depth of cut is shallow, the revolution and feed rate can be increased.

Note 2)  $\alpha$  is the inclination angle of the machined surface.



● : Inventory maintained in Japan.

SQUARE

BALL

RADIUS

TAPER

CHAMFER

ROUGHING

EXCHANGEABLE HEAD END MILLS

K

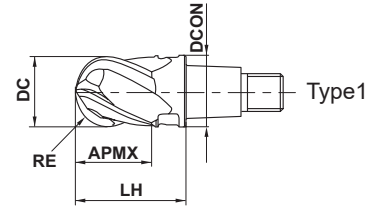
# IMX-B4S NEW

Ball nose head, 4 flute, For hardened steels



CARBIDE

Carbon Steel, Alloy Steel, Cast Iron (<30HRC)	Tool Steel, Pre-Hardened Steel, Hardened Steel (<=45HRC)	Hardened Steel (<=55HRC)	Hardened Steel (>55HRC)	Austenitic Stainless Steel	Titanium Alloy, Heat Resistant Alloy	Copper Alloy	Aluminium Alloy
---	--	--------------------------	-------------------------	----------------------------	--------------------------------------	--------------	-----------------



RE ≥ 8				
±0.020				

● High efficiency machining is realized even with machining using the tip.

Order Number	RE	DC	APMX	LH	DCON	No. of Flutes	Type	
							Grade EP8110	Type
IMX16B4S16016	8	16	16	24	15.5	4	●	1
IMX20B4S20020	10	20	20	30	19.5	4	●	1

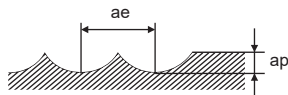
Note 1) The fastening size of the holder and head should be the same. (Refer to K002)

## Recommended Cutting Conditions

### ■ Shoulder milling (L/D=3)

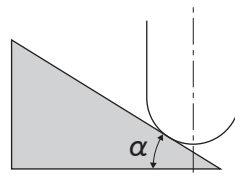
Other than the L/D = 3, use following recommended cutting conditions by multiplying the K003 page correction factor by overhang length. (mm)

Work Material	Hardened steels (55-65HRC)										
	AISI D2										
Inclination angle	$\alpha \leq 15^\circ$				$\alpha > 15^\circ$				Depth of Cut ap	Width of Cut ae	
	Dia DC	Radius of Ball Nose RE	Cutting Speed (m/min)	Revolution (min <sup>-1</sup> )	Feed per Tooth (mm/t.)	Feed rate (mm/min)	Cutting Speed (m/min)	Revolution (min <sup>-1</sup> )			Feed per Tooth (mm/t.)
16	8	300	6000	0.07	1700	150	3000	0.06	720	0.3	1.6
20	10	300	4800	0.07	1300	150	2400	0.06	580	0.3	2



Note 1) If the depth of cut is shallow, the revolution and feed rate can be increased.

Note 2)  $\alpha$  is the inclination angle of the machined surface.



SQUARE

BALL

RADIUS

TAPER

CHAMFER

ROUGHING

K

EXCHANGEABLE HEAD END MILLS



# EXCHANGEABLE HEAD END MILLS

## IMX-B3FV NEW

Ball nose head, 3 flute, Irregular curve, For high efficiency machining



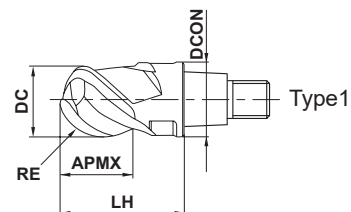
TOOL NEWS



45°



Carbon Steel, Alloy Steel, Cast Iron (<30HRC)	Tool Steel, Pre-Hardened Steel, Hardened Steel (≤45HRC)	Hardened Steel (≤55HRC)	Hardened Steel (>55HRC)	Austenitic Stainless Steel	Titanium Alloy, Heat Resistant Alloy	Copper Alloy	Aluminium Alloy
	○	◎					



RE ≤ 6	RE > 6			
±0.010	±0.020			

- High efficiency machining is possible in deep engraving processing(DCx5)
- High wear resistance and high chip evacuation is achieved in roughing.
- High vibration control effect enables high efficiency machining in finishing.

(mm)

Order Number	RE	DC	APMX	LH	DCON	No. of Flutes	Grade	Type
							EP8120	
IMX10B3FV10008	5	10	8	16	9.7	3	●	1
IMX12B3FV12009	6	12	9.6	19	11.7	3	●	1
IMX16B3FV16012	8	16	12.8	24	15.5	3	●	1
IMX20B3FV20016	10	20	16	30	19.5	3	●	1

Note 1) The fastening size of the holder and head should be the same. (Refer to K002)

SQUARE

BALL

RADIUS

TAPER

CHAMFER

ROUGHING

K

EXCHANGEABLE HEAD END MILLS

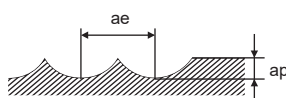
● : Inventory maintained in Japan.

## Recommended Cutting Conditions

### Shoulder milling (L/D=5)

(mm)

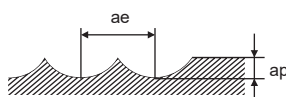
Work Material		Pre-hardened steels, Alloy tool steels								Hardened steels (40–55HRC)											
Inclination angle		$\alpha \leq 15^\circ$				$\alpha > 15^\circ$				Depth of Cut ap	Width of Cut ae	$\alpha \leq 15^\circ$				$\alpha > 15^\circ$				Depth of Cut ap	Width of Cut ae
Dia DC	Radius of Ball Nose RE	Cutting Speed (m/min)	Revolution (min <sup>-1</sup> )	Feed per Tooth (mm/t.)	Feed rate (mm/min)	Cutting Speed (m/min)	Revolution (min <sup>-1</sup> )	Feed per Tooth (mm/t.)	Feed rate (mm/min)			Cutting Speed (m/min)	Revolution (min <sup>-1</sup> )	Feed per Tooth (mm/t.)	Feed rate (mm/min)	Cutting Speed (m/min)	Revolution (min <sup>-1</sup> )	Feed per Tooth (mm/t.)	Feed rate (mm/min)		
10	5	175	5600	0.22	3700	115	3700	0.15	1700	0.7	2.6	150	4800	0.18	2600	100	3200	0.12	1200	0.5	2
12	6	175	4600	0.22	3000	115	3100	0.15	1400	1	3.2	150	4000	0.18	2200	100	2700	0.12	970	0.7	2.5
16	8	175	3500	0.22	2300	115	2300	0.15	1000	1.1	3.8	150	3000	0.18	1600	100	2000	0.12	720	0.9	3.5
20	10	175	2800	0.22	1800	115	1800	0.15	810	1.2	4.8	150	2400	0.18	1300	100	1600	0.12	580	1.1	4.2



### Shoulder milling (L/D=7)

(mm)

Work Material		Pre-hardened steels, Alloy tool steels								Hardened steels (40–55HRC)											
Inclination angle		$\alpha \leq 15^\circ$				$\alpha > 15^\circ$				Depth of Cut ap	Width of Cut ae	$\alpha \leq 15^\circ$				$\alpha > 15^\circ$				Depth of Cut ap	Width of Cut ae
Dia DC	Radius of Ball Nose RE	Cutting Speed (m/min)	Revolution (min <sup>-1</sup> )	Feed per Tooth (mm/t.)	Feed rate (mm/min)	Cutting Speed (m/min)	Revolution (min <sup>-1</sup> )	Feed per Tooth (mm/t.)	Feed rate (mm/min)			Cutting Speed (m/min)	Revolution (min <sup>-1</sup> )	Feed per Tooth (mm/t.)	Feed rate (mm/min)	Cutting Speed (m/min)	Revolution (min <sup>-1</sup> )	Feed per Tooth (mm/t.)	Feed rate (mm/min)		
10	5	120	3800	0.2	2300	80	2500	0.13	980	0.5	1.3	100	3200	0.13	1200	65	2100	0.085	540	0.4	1
12	6	120	3200	0.2	1900	80	2100	0.13	820	0.7	1.6	100	2700	0.13	1100	65	1700	0.085	430	0.6	1.3
16	8	120	2400	0.2	1400	80	1600	0.13	620	0.8	1.9	100	2000	0.13	780	65	1300	0.085	330	0.7	1.8
20	10	120	1900	0.2	1100	80	1300	0.13	510	0.9	2.4	100	1600	0.13	620	65	1000	0.085	260	0.8	2.1



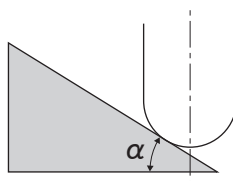
Note 1) If the depth of cut is shallow, the revolution and feed rate can be increased.

Note 2) The irregular helix flute end mill has a large effect on controlling vibration when compared to standard end mills.

However, if the rigidity of the machine or the workpiece installation is poor, vibration or abnormal sound can occur.

In this case, please reduce the revolution and feed rate proportionately, or set a lower depth of cut.

Note 3)  $\alpha$  is the inclination angle of the machined surface.



SQUARE

BALL

RADIUS

TAPER

CHAMFER

ROUGHING

K

EXCHANGEABLE HEAD END MILLS

# EXCHANGEABLE HEAD END MILLS

## IMX-B4HV

Ball nose head, 4 flute, Irregular helix



TOOL NEWS



45°



Carbon Steel, Alloy Steel, Cast Iron (<30HRC)	Tool Steel, Pre-Hardened Steel, Hardened Steel (≤45HRC)	Hardened Steel (≤55HRC)	Hardened Steel (>55HRC)	Austenitic Stainless Steel	Titanium Alloy, Heat Resistant Alloy	Copper Alloy	Aluminium Alloy
○	○			○	○	○	

SQUARE

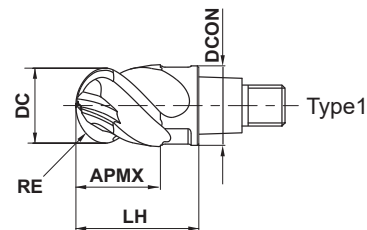
BALL

RADIUS

TAPER

CHAMFER

ROUGHING



DC ≤ 12	RE > 6			
---------	--------	--	--	--

±0.010	±0.020			
--------	--------	--	--	--



DC ≤ 12	DC > 12			
---------	---------	--	--	--

0	0			
---	---	--	--	--

-0.020	-0.030			
--------	--------	--	--	--

● Irregular curve cutting edge controls vibration and achieves stable machining.

(mm)

Order Number	RE	DC	APMX	LH	DCON	No. of Flutes	Grade	Type
							EP7020	
IMX10B4HV10010	5	10	10.5	16	9.7	4	●	1
IMX12B4HV12012	6	12	12.5	19	11.7	4	●	1
IMX16B4HV16016	8	16	16.5	24	15.5	4	●	1
IMX20B4HV20021	10	20	21	30	19.5	4	●	1
IMX25B4HV25026	12.5	25	26	37.5	24.5	4	●	1

Note 1) The fastening size of the holder and head should be the same. (Refer to K002)

K

EXCHANGEABLE HEAD END MILLS

● : Inventory maintained in Japan.

# IMX-B4HV-E

Ball nose head with coolant hole, 4 flute, Irregular helix

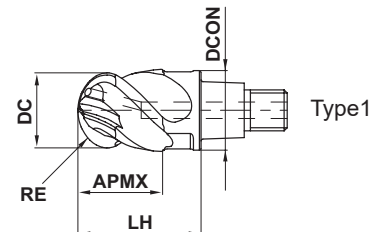


TOOL NEWS



CARBIDE

Carbon Steel, Alloy Steel, Cast Iron (<30HRC)	Tool Steel, Pre-Hardened Steel, Hardened Steel (<=45HRC)	Hardened Steel (<=55HRC)	Hardened Steel (>55HRC)	Austenitic Stainless Steel	Titanium Alloy, Heat Resistant Alloy	Copper Alloy	Aluminium Alloy
○	○			○	○	○	



DC ≤ 12	RE > 6			
±0.010	±0.020			



DC ≤ 12	DC > 12			
0 - 0.020	0 - 0.030			

- Coolant holes for each cutting edge enable stable coolant supply.
- The variable curve cutting edge controls vibration and achieves stable machining of difficult-to-cut materials and for long overhang applications.

(mm)

Order Number	RE	DC	APMX	LH	DCON	No. of Flutes	Grade	Type
							EP7020	
IMX10B4HV10010E	5	10	10.5	16	9.7	4	●	1
IMX12B4HV12012E	6	12	12.5	19	11.7	4	●	1
IMX16B4HV16016E	8	16	16.5	24	15.5	4	●	1
IMX20B4HV20021E	10	20	21	30	19.5	4	●	1
IMX25B4HV25026E	12.5	25	26	37.5	24.5	4	●	1

Note 1) The fastening size of the holder and head should be the same. (Refer to K002)

SQUARE

BALL

RADIUS

TAPER

CHAMFER

ROUGHING

K

EXCHANGEABLE HEAD END MILLS

# EXCHANGEABLE HEAD END MILLS

## IMX-B4HV/iMX-B4HV-E

Ball nose head, 4 flute, Irregular helix (With/Without coolant hole)

CARBIDE

SQUARE

BALL

RADIUS

TAPER

CHAMFER

ROUGHING

K

EXCHANGEABLE HEAD END MILLS

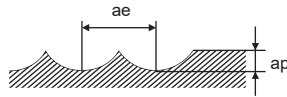
### RECOMMENDED CUTTING CONDITIONS

#### Shoulder milling (L/D=3)

Other than the L/D = 3, use following recommended cutting conditions by multiplying the K003 page correction factor by overhang length.

(mm)

Work Material		Carbon steel, Alloy steel, Mild steel, Pre-hardened steel AISI 1045, AISI 4140, AISI 4340, ASTM A36, AISI 1010, AISI P21, AISI P20										Austenitic stainless steel, Ferritic and Martensitic stainless steels, Cobalt chromium alloy, Titanium alloy AISI 304, AISI 316, AISI 431, AISI 420J2, AISI 630, AISI 631, Ti-6Al-4V									
Inclination angle		$\alpha \leq 15^\circ$				$\alpha > 15^\circ$				Depth of Cut ap	Width of Cut ae	$\alpha \leq 15^\circ$				$\alpha > 15^\circ$				Depth of Cut ap	Width of Cut ae
Dia DC	Radius of Ball Nose RE	Cutting Speed (m/min)	Revolution (min <sup>-1</sup> )	Feed per Tooth (mm/t.)	Feed rate (mm/min)	Cutting Speed (m/min)	Revolution (min <sup>-1</sup> )	Feed per Tooth (mm/t.)	Feed rate (mm/min)			Cutting Speed (m/min)	Revolution (min <sup>-1</sup> )	Feed per Tooth (mm/t.)	Feed rate (mm/min)	Cutting Speed (m/min)	Revolution (min <sup>-1</sup> )	Feed per Tooth (mm/t.)	Feed rate (mm/min)		
10	5	300	9500	0.106	4000	200	6400	0.07	1800	1	2.5	225	7200	0.105	3000	150	4800	0.067	1300	1	2.5
12	6	300	8000	0.125	4000	200	5300	0.085	1800	1.2	3	225	6000	0.125	3000	150	4000	0.08	1300	1.2	3
16	8	300	6000	0.134	3200	200	4000	0.088	1400	1.6	4	225	4500	0.14	2500	150	3000	0.09	1100	1.6	4
20	10	300	4800	0.156	3000	200	3200	0.1	1300	2	5	225	3600	0.16	2300	150	2400	0.105	1000	2	5
25	12.5	300	3800	0.16	2400	200	2500	0.1	1000	2.5	6	225	2900	0.16	1900	150	1900	0.105	800	2.5	6



Note 1) For stainless steel, titanium alloy and heat resistant alloy, the use of water-soluble coolant is effective.

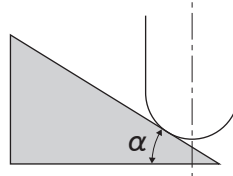
Note 2) If the depth of cut is shallow, the revolution and feed rate can be increased.

Note 3) The irregular helix flute end mill has a large effect on controlling vibration when compared to standard end mills.

However, if the rigidity of the machine or the workpiece installation is poor, vibration or abnormal sound can occur.

In this case, please reduce the revolution and feed rate proportionately, or set a lower depth of cut.

Note 4)  $\alpha$  is the inclination angle of the machined surface.

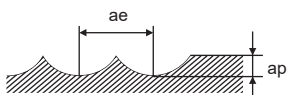


### Shoulder milling (L/D=3)

Other than the L/D = 3, use following recommended cutting conditions by multiplying the K003 page correction factor by overhang length. (mm)

Work Material		Heat resistant alloys Inconel718									
Inclination angle		$\alpha \leq 15^\circ$				$\alpha > 15^\circ$				Depth of Cut ap	Width of Cut ae
Dia DC	Radius of Ball Nose RE	Cutting Speed (m/min)	Revolution (min <sup>-1</sup> )	Feed per Tooth (mm/t.)	Feed rate (mm/min)	Cutting Speed (m/min)	Revolution (min <sup>-1</sup> )	Feed per Tooth (mm/t.)	Feed rate (mm/min)		
10	5	60	1900	0.055	420	40	1300	0.035	180	0.5	1
12	6	60	1600	0.055	350	40	1100	0.035	150	0.6	1.2
16	8	60	1200	0.062	300	40	800	0.04	130	0.8	1.6
20	10	60	950	0.062	240	40	640	0.04	100	1	2
25	12.5	60	760	0.062	190	40	510	0.04	82	1.2	2.5

Depth of cut



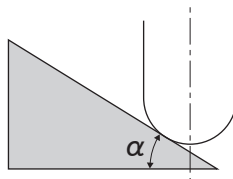
Note 1) For stainless steel, titanium alloy and heat resistant alloy, the use of water-soluble coolant is effective.

Note 2) If the depth of cut is shallow, the revolution and feed rate can be increased.

Note 3) The irregular helix flute end mill has a large effect on controlling vibration when compared to standard end mills.

However, if the rigidity of the machine or the workpiece installation is poor, vibration or abnormal sound can occur. In this case, please reduce the revolution and feed rate proportionately, or set a lower depth of cut.

Note 4)  $\alpha$  is the inclination angle of the machined surface.



# EXCHANGEABLE HEAD END MILLS

## IMX-B6HV

Ball nose head, 6 flute, Irregular helix



TOOL NEWS



45°



Carbon Steel, Alloy Steel, Cast Iron (<30HRC)	Tool Steel, Pre-Hardened Steel, Hardened Steel (≤45HRC)	Hardened Steel (≤55HRC)	Hardened Steel (>55HRC)	Austenitic Stainless Steel	Titanium Alloy, Heat Resistant Alloy	Copper Alloy	Aluminium Alloy
○	○			○	○		

SQUARE

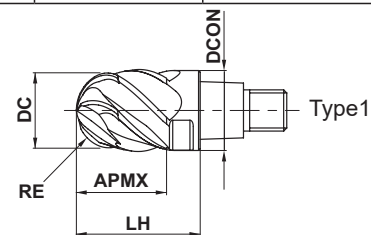
BALL

RADIUS

TAPER

CHAMFER

ROUGHING



RE ≤ 6	RE > 6			
--------	--------	--	--	--

±0.010	±0.020			
--------	--------	--	--	--



DC ≤ 12	DC > 12			
---------	---------	--	--	--

0 - 0.020	0 - 0.030			
--------------	--------------	--	--	--

- The variable curve cutting edge controls vibration and achieves stable machining of difficult-to-cut materials and for long overhang applications.
- 6 flutes enable high machining efficiency.

(mm)

Order Number	RE	DC	APMX	LH	DCON	No. of Flutes	Grade	Type
							EP7020	
IMX10B6HV10010	5	10	10.5	16	9.7	6	●	1
IMX12B6HV12012	6	12	12.5	19	11.7	6	●	1
IMX16B6HV16016	8	16	16.5	24	15.5	6	●	1
IMX20B6HV20021	10	20	21	30	19.5	6	●	1
IMX25B6HV25026	12.5	25	26	37.5	24.5	6	●	1

Note 1) The fastening size of the holder and head should be the same. (Refer to K002)

K

EXCHANGEABLE HEAD END MILLS

● : Inventory maintained in Japan.

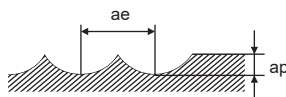
## RECOMMENDED CUTTING CONDITIONS

### Shoulder milling (L/D=3)

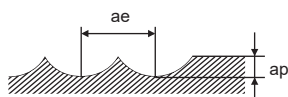
Other than the L/D = 3, use following recommended cutting conditions by multiplying the K003 page correction factor by overhang length.

(mm)

Work Material		Carbon steel, Alloy steel, Mild steel, Pre-hardened steel AISI 1045, AISI 4140, AISI 4340, ASTM A36, AISI 1010, AISI P21, AISI P20										Austenitic stainless steel, Ferritic and Martensitic stainless steels, Cobalt chromium alloy, Titanium alloy AISI 304, AISI 316, AISI 431, AISI 420J2, AISI 630, AISI 631, Ti-6Al-4V									
Inclination angle		$\alpha \leq 15^\circ$				$\alpha > 15^\circ$				Depth of Cut ap	Width of Cut ae	$\alpha \leq 15^\circ$				$\alpha > 15^\circ$				Depth of Cut ap	Width of Cut ae
Dia DC	Radius of Ball Nose RE	Cutting Speed (m/min)	Revolution (min <sup>-1</sup> )	Feed per Tooth (mm/t.)	Feed rate (mm/min)	Cutting Speed (m/min)	Revolution (min <sup>-1</sup> )	Feed per Tooth (mm/t.)	Feed rate (mm/min)			Cutting Speed (m/min)	Revolution (min <sup>-1</sup> )	Feed per Tooth (mm/t.)	Feed rate (mm/min)	Cutting Speed (m/min)	Revolution (min <sup>-1</sup> )	Feed per Tooth (mm/t.)	Feed rate (mm/min)		
10	5	300	9500	0.106	6000	200	6400	0.07	2700	0.5	2	225	7200	0.105	4500	150	4800	0.067	1900	0.5	2
12	6	300	8000	0.125	6000	200	5300	0.085	2700	0.6	2.4	225	6000	0.125	4500	150	4000	0.08	1900	0.6	2.4
16	8	300	6000	0.134	4800	200	4000	0.088	2100	0.8	3.2	225	4500	0.14	3800	150	3000	0.09	1600	0.8	3.2
20	10	300	4800	0.156	4500	200	3200	0.1	1900	1	4	225	3600	0.16	3500	150	2400	0.105	1500	1	4
25	12.5	300	3800	0.16	3600	200	2500	0.1	1500	1.2	5	225	2900	0.16	2800	150	1900	0.105	1200	1.2	5



Work Material		Heat resistant alloys Inconel718									
Inclination angle		$\alpha \leq 15^\circ$				$\alpha > 15^\circ$				Depth of Cut ap	Width of Cut ae
Dia DC	Radius of Ball Nose RE	Cutting Speed (m/min)	Revolution (min <sup>-1</sup> )	Feed per Tooth (mm/t.)	Feed rate (mm/min)	Cutting Speed (m/min)	Revolution (min <sup>-1</sup> )	Feed per Tooth (mm/t.)	Feed rate (mm/min)		
10	5	60	1900	0.055	630	40	1300	0.035	270	0.5	1
12	6	60	1600	0.055	530	40	1100	0.035	230	0.6	1.2
16	8	60	1200	0.062	450	40	800	0.04	190	0.8	1.6
20	10	60	950	0.062	350	40	640	0.04	150	1	2
25	12.5	60	760	0.062	280	40	510	0.04	120	1.2	2.5



Note 1) For stainless steel, titanium alloy and heat resistant alloy, the use of water-soluble coolant is effective.

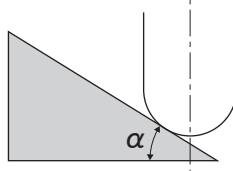
Note 2) If the depth of cut is shallow, the revolution and feed rate can be increased.

Note 3) The irregular helix flute end mill has a large effect on controlling vibration when compared to standard end mills.

However, if the rigidity of the machine or the workpiece installation is poor, vibration or abnormal sound can occur.

In this case, please reduce the revolution and feed rate proportionately, or set a lower depth of cut.

Note 4)  $\alpha$  is the inclination angle of the machined surface.



SQUARE

BALL

RADIUS

TAPER

CHAMFER

ROUGHING

K

EXCHANGEABLE HEAD END MILLS



# EXCHANGEABLE HEAD END MILLS

## IMX-C4HV

Corner radius head, 4 flute, Irregular helix



TOOL NEWS

Carbon Steel, Alloy Steel, Cast Iron (<30HRC)	Tool Steel, Pre-Hardened Steel, Hardened Steel (<=45HRC)	Hardened Steel (<=55HRC)	Hardened Steel (>55HRC)	Austenitic Stainless Steel	Titanium Alloy, Heat Resistant Alloy	Copper Alloy	Aluminium Alloy
○	○			○	○	○	

SQUARE

BALL

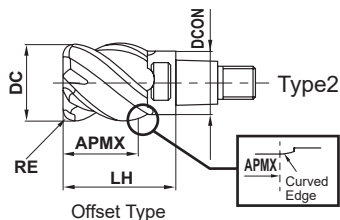
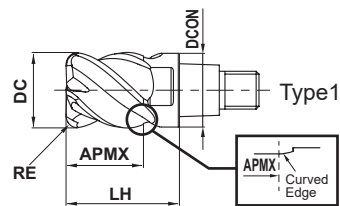
RADIUS

TAPER

CHAMFER

ROUGHING

EXCHANGEABLE HEAD END MILLS



RE	RE ≤ 6.35				
	±0.020				
DC	DC ≤ 12	DC > 12			
	0 - 0.020	0 - 0.030			

● Irregular lead controls vibration and achieves stable machining.

(mm)

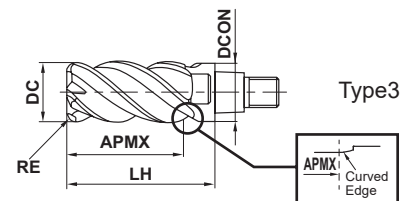
Order Number	DC	RE	APMX	LH	DCON	No. of Flutes	Grade	
							EP7020	Type
IMX10C4HV100R03010	10	0.3	10	16	9.7	4	●	1
IMX10C4HV100R05010	10	0.5	10	16	9.7	4	●	1
IMX10C4HV100R10010	10	1	10	16	9.7	4	●	1
IMX10C4HV100R15010	10	1.5	10	16	9.7	4	●	1
IMX10C4HV100R20010	10	2	10	16	9.7	4	●	1
IMX10C4HV100R25010	10	2.5	10	16	9.7	4	●	1
IMX10C4HV100R30010	10	3	10	16	9.7	4	●	1
IMX10C4HV110R05011	11	0.5	11.5	18	9.7	4	●	2
IMX10C4HV110R10011	11	1	11.5	18	9.7	4	●	2
IMX10C4HV120R03012	12	0.3	12.5	19	9.7	4	●	2
IMX10C4HV120R05012	12	0.5	12.5	19	9.7	4	●	2
IMX10C4HV120R10012	12	1	12.5	19	9.7	4	●	2
IMX10C4HV120R20012	12	2	12.5	19	9.7	4	●	2
IMX12C4HV120R03012	12	0.3	12	19	11.7	4	●	1
IMX12C4HV120R05012	12	0.5	12	19	11.7	4	●	1
IMX12C4HV120R10012	12	1	12	19	11.7	4	●	1
IMX12C4HV120R15012	12	1.5	12	19	11.7	4	●	1
IMX12C4HV120R20012	12	2	12	19	11.7	4	●	1
IMX12C4HV120R25012	12	2.5	12	19	11.7	4	●	1
IMX12C4HV120R30012	12	3	12	19	11.7	4	●	1
IMX12C4HV120R40012	12	4	12	19	11.7	4	●	1
IMX12C4HV130R05013	13	0.5	13.5	21.5	11.7	4	●	2
IMX12C4HV130R10013	13	1	13.5	21.5	11.7	4	●	2
IMX12C4HV140R03014	14	0.3	14.5	22.5	11.7	4	●	2
IMX12C4HV140R05014	14	0.5	14.5	22.5	11.7	4	●	2
IMX12C4HV140R10014	14	1	14.5	22.5	11.7	4	●	2
IMX12C4HV140R20014	14	2	14.5	22.5	11.7	4	●	2
IMX16C4HV160R03016	16	0.3	16	24	15.5	4	●	1
IMX16C4HV160R05016	16	0.5	16	24	15.5	4	●	1
IMX16C4HV160R10016	16	1	16	24	15.5	4	●	1
IMX16C4HV160R15016	16	1.5	16	24	15.5	4	●	1
IMX16C4HV160R20016	16	2	16	24	15.5	4	●	1
IMX16C4HV160R25016	16	2.5	16	24	15.5	4	●	1
IMX16C4HV160R30016	16	3	16	24	15.5	4	●	1

● : Inventory maintained in Japan.

(mm)

Order Number	DC	RE	APMX	LH	DCON	No. of Flutes	Grade	Type
							EP7020	
IMX16C4HV160R40016	16	4	16	24	15.5	4	●	1
IMX16C4HV160R50016	16	5	16	24	15.5	4	●	1
IMX16C4HV170R05017	17	0.5	17	26	15.5	4	●	2
IMX16C4HV170R10017	17	1	17	26	15.5	4	●	2
IMX16C4HV180R03018	18	0.3	18	27	15.5	4	●	2
IMX16C4HV180R05018	18	0.5	18.5	27	15.5	4	●	2
IMX16C4HV180R10018	18	1	18.5	27	15.5	4	●	2
IMX16C4HV180R20018	18	2	18.5	27	15.5	4	●	2
IMX16C4HV180R30018	18	3	18.5	27	15.5	4	●	2
IMX20C4HV200R03020	20	0.3	20	30	19.5	4	●	1
NEW IMX20C4HV200R05020	20	0.5	20	30	19.5	4	●	1
NEW IMX20C4HV200R10020	20	1	20	30	19.5	4	●	1
NEW IMX20C4HV200R15020	20	1.5	20	30	19.5	4	●	1
NEW IMX20C4HV200R20020	20	2	20	30	19.5	4	●	1
NEW IMX20C4HV200R25020	20	2.5	20	30	19.5	4	●	1
NEW IMX20C4HV200R30020	20	3	20	30	19.5	4	●	1
NEW IMX20C4HV200R40020	20	4	20	30	19.5	4	●	1
NEW IMX20C4HV200R50020	20	5	20	30	19.5	4	●	1
IMX20C4HV200R60020	20	6	20	30	19.5	4	●	1
NEW IMX20C4HV200R63520	20	6.35	20	30	19.5	4	●	1
IMX20C4HV220R05023	22	0.5	23	33	19.5	4	●	2
IMX20C4HV220R10023	22	1	23	33	19.5	4	●	2
IMX20C4HV220R20023	22	2	23	33	19.5	4	●	2
IMX20C4HV220R30023	22	3	23	33	19.5	4	●	2
NEW IMX25C4HV250R10025	25	1	25	37.5	24.5	4	●	1
NEW IMX25C4HV250R20025	25	2	25	37.5	24.5	4	●	1
NEW IMX25C4HV250R30025	25	3	25	37.5	24.5	4	●	1
NEW IMX25C4HV250R40025	25	4	25	37.5	24.5	4	●	1
NEW IMX25C4HV250R50025	25	5	25	37.5	24.5	4	●	1
IMX25C4HV250R60025	25	6	25	37.5	24.5	4	●	1
NEW IMX25C4HV250R63525	25	6.35	25	37.5	24.5	4	●	1
IMX25C4HV280R10029	28	1	29	41.5	24.5	4	●	2
IMX25C4HV280R30029	28	3	29	41.5	24.5	4	●	2

Note 1) The fastening size of the holder and head should be the same. (Refer to K002)



■ Long cutting edge type

(mm)

Order Number	DC	RE	APMX	LH	DCON	No. of Flutes	Grade	Type
							EP7020	
IMX16C4HV160R10032	16	1	32	40	15.5	4	●	3
IMX16C4HV160R30032	16	3	32	40	15.5	4	●	3
IMX20C4HV200R10040	20	1	40	50	19.5	4	●	3
IMX20C4HV200R30040	20	3	40	50	19.5	4	●	3

Note 1) The fastening size of the holder and head should be the same. (Refer to K002)

SQUARE

BALL

RADIUS

TAPER

CHAMFER

ROUGHING

K

EXCHANGEABLE HEAD END MILLS

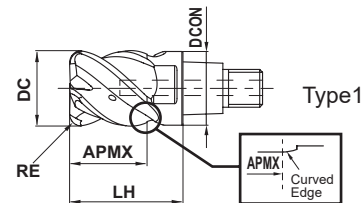
# EXCHANGEABLE HEAD END MILLS

## IMX-C4HV-S

Corner radius head, 4 flute, Irregular helix, with coolant hole



Carbon Steel, Alloy Steel, Cast Iron (<30HRC)	Tool Steel, Pre-Hardened Steel, Hardened Steel (<=45HRC)	Hardened Steel (<=55HRC)	Hardened Steel (>55HRC)	Austenitic Stainless Steel	Titanium Alloy, Heat Resistant Alloy	Copper Alloy	Aluminium Alloy
○	○			○	○	○	



SQUARE

BALL

RADIUS

TAPER

CHAMFER

ROUGHING

K

EXCHANGEABLE HEAD END MILLS

RE ≤ 6.35				
±0.020				
DC ≤ 12	DC > 12			
0 - 0.020	0 - 0.030			

- Coolant holes for each cutting edge enable stable coolant supply.
- Irregular lead controls vibration and achieves stable machining even on difficult-to-cut materials and long overhang applications.

(mm)

Order Number	DC	RE	APMX	LH	DCON	No. of Flutes	Grade	Type
							EP7020	
IMX10C4HV100R03010S	10	0.3	10	16	9.7	4	●	1
IMX10C4HV100R05010S	10	0.5	10	16	9.7	4	●	1
IMX10C4HV100R10010S	10	1	10	16	9.7	4	●	1
IMX10C4HV100R15010S	10	1.5	10	16	9.7	4	●	1
IMX10C4HV100R20010S	10	2	10	16	9.7	4	●	1
IMX10C4HV100R30010S	10	3	10	16	9.7	4	●	1
IMX12C4HV120R03012S	12	0.3	12	19	11.7	4	●	1
IMX12C4HV120R05012S	12	0.5	12	19	11.7	4	●	1
IMX12C4HV120R10012S	12	1	12	19	11.7	4	●	1
IMX12C4HV120R15012S	12	1.5	12	19	11.7	4	●	1
IMX12C4HV120R20012S	12	2	12	19	11.7	4	●	1
IMX12C4HV120R30012S	12	3	12	19	11.7	4	●	1
IMX12C4HV120R40012S	12	4	12	19	11.7	4	●	1
IMX16C4HV160R05016S	16	0.5	16	24	15.5	4	●	1
IMX16C4HV160R10016S	16	1	16	24	15.5	4	●	1
IMX16C4HV160R15016S	16	1.5	16	24	15.5	4	●	1
IMX16C4HV160R20016S	16	2	16	24	15.5	4	●	1
IMX16C4HV160R30016S	16	3	16	24	15.5	4	●	1
IMX16C4HV160R40016S	16	4	16	24	15.5	4	●	1
IMX20C4HV200R05020S	20	0.5	20	30	19.5	4	●	1
NEW IMX20C4HV200R10020S	20	1	20	30	19.5	4	●	1
IMX20C4HV200R15020S	20	1.5	20	30	19.5	4	●	1
IMX20C4HV200R20020S	20	2	20	30	19.5	4	●	1
IMX20C4HV200R30020S	20	3	20	30	19.5	4	●	1
IMX20C4HV200R40020S	20	4	20	30	19.5	4	●	1
IMX20C4HV200R60020S	20	6	20	30	19.5	4	●	1
IMX20C4HV200R63520S	20	6.35	20	30	19.5	4	●	1
NEW IMX25C4HV250R10025S	25	1	25	37.5	24.5	4	●	1
IMX25C4HV250R15025S	25	1.5	25	37.5	24.5	4	●	1
IMX25C4HV250R20025S	25	2	25	37.5	24.5	4	●	1
IMX25C4HV250R30025S	25	3	25	37.5	24.5	4	●	1
IMX25C4HV250R40025S	25	4	25	37.5	24.5	4	●	1
IMX25C4HV250R60025S	25	6	25	37.5	24.5	4	●	1
IMX25C4HV250R63525S	25	6.35	25	37.5	24.5	4	●	1

Note 1) The fastening size of the holder and head should be the same. (Refer to K002)

● : Inventory maintained in Japan.

# IMX-C4HV/iMX-C4HV-S

Corner radius head, 4 flute, Irregular helix (With/Without coolant hole)

CARBIDE

## RECOMMENDED CUTTING CONDITIONS

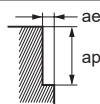
### Shoulder milling (L/D=3)

Other than the L/D = 3, use following recommended cutting conditions by multiplying the K003 page correction factor by overhang length.

(mm)

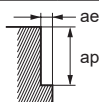
Work Material	Carbon steel, Alloy steel, Mild steel, Copper, Copper alloys AISI 1045, AISI 4140, ASTM A36, AISI 1010						Pre-hardened steel, Carbon steel, Alloy steel, Alloy tool steel AISI P21, AISI P20, AISI 4340, SKD, SKT						Austenitic stainless steel, Ferritic and Martensitic stainless steels, Titanium alloy AISI 304, AISI 316, AISI 304LN, AISI 316LN, AISI 410, AISI 430, AISI 431, AISI 420J2, Ti-6Al-4V					
	Dia. DC	Cutting Speed (m/min)	Revolution (min <sup>-1</sup> )	Feed per Tooth (mm/t.)	Feed rate (mm/min)	Depth of cut ap	Width of Cut ae	Cutting Speed (m/min)	Revolution (min <sup>-1</sup> )	Feed per Tooth (mm/t.)	Feed rate (mm/min)	Depth of cut ap	Width of Cut ae	Cutting Speed (m/min)	Revolution (min <sup>-1</sup> )	Feed per Tooth (mm/t.)	Feed rate (mm/min)	Depth of cut ap
<b>10</b>	150	4800	0.09	1700	10	2	120	3800	0.06	910	10	2	100	3200	0.075	960	10	2
<b>12</b>	150	4000	0.09	1400	12	2.4	120	3200	0.065	830	12	2.4	100	2700	0.08	860	12	2.4
<b>16</b>	150	3000	0.1	1200	16	3.2	120	2400	0.075	720	16	3.2	100	2000	0.09	720	16	3.2
<b>20</b>	150	2400	0.1	960	20	4	120	1900	0.075	570	20	4	100	1600	0.09	580	20	4
<b>25</b>	150	1900	0.12	910	25	5	120	1500	0.075	450	25	5	100	1300	0.09	470	25	5

Depth of cut



Work Material	Precipitation hardening stainless steel, Cobalt chromium alloy AISI 630, AISI 631						Heat resistant alloys Inconel718					
	Dia. DC	Cutting Speed (m/min)	Revolution (min <sup>-1</sup> )	Feed per Tooth (mm/t.)	Feed rate (mm/min)	Depth of cut ap	Width of Cut ae	Cutting Speed (m/min)	Revolution (min <sup>-1</sup> )	Feed per Tooth (mm/t.)	Feed rate (mm/min)	Depth of cut ap
<b>10</b>	75	2400	0.06	580	10	2	40	1300	0.04	210	10	1
<b>12</b>	75	2000	0.065	520	12	2.4	40	1100	0.045	200	12	1.2
<b>16</b>	75	1500	0.075	450	16	3.2	40	800	0.05	160	16	1.6
<b>20</b>	75	1200	0.075	360	20	4	40	640	0.05	130	20	2
<b>25</b>	75	950	0.075	290	25	5	40	510	0.05	100	25	2.5

Depth of cut



Note 1) For stainless steel, titanium alloy and heat resistant alloy, the use of water-soluble coolant is effective.

Note 2) If the depth of cut is shallow, the revolution and feed rate can be increased.

Note 3) The irregular helix flute end mill has a large effect on controlling vibration when compared to standard end mills. However, if the rigidity of the machine or the workpiece installation is poor, vibration or abnormal sound can occur.

In this case, please reduce the revolution and feed rate proportionately, or set a lower depth of cut.

SQUARE

BALL

RADIUS

TAPER

CHAMFER

ROUGHING

K

EXCHANGEABLE HEAD END MILLS

# EXCHANGEABLE HEAD END MILLS

## IMX-C4HV/iMX-C4HV-S

Corner radius head, 4 flute, Irregular helix (With/Without coolant hole)

CARBIDE

SQUARE

BALL

RADIUS

TAPER

CHAMFER

ROUGHING

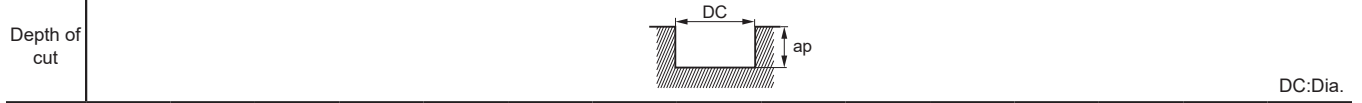
K

EXCHANGEABLE HEAD END MILLS

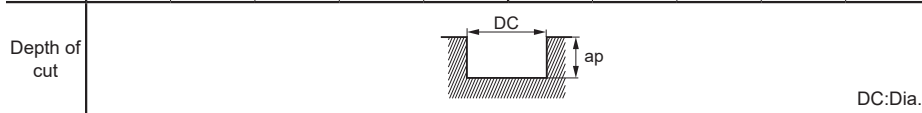
### Slot milling

(mm)

Dia. DC	Carbon steel, Alloy steel, Mild steel, Copper, Copper alloys					Pre-hardened steel, Carbon steel, Alloy steel, Alloy tool steel					Austenitic stainless steel, Ferritic and Martensitic stainless steels, Titanium alloy				
	Cutting Speed (m/min)	Revolution (min <sup>-1</sup> )	Feed per Tooth (mm/t.)	Feed rate (mm/min)	Depth of cut ap	Cutting Speed (m/min)	Revolution (min <sup>-1</sup> )	Feed per Tooth (mm/t.)	Feed rate (mm/min)	Depth of cut ap	Cutting Speed (m/min)	Revolution (min <sup>-1</sup> )	Feed per Tooth (mm/t.)	Feed rate (mm/min)	Depth of cut ap
10	100	3200	0.04	510	5	80	2500	0.03	300	5	75	2400	0.03	290	5
12	100	2700	0.05	540	6	80	2100	0.04	340	6	75	2000	0.04	320	6
16	100	2000	0.07	560	8	80	1600	0.05	320	8	75	1500	0.06	360	8
20	100	1600	0.07	450	10	80	1300	0.05	260	10	75	1200	0.06	290	10
25	100	1300	0.08	420	12	80	1000	0.05	200	12	75	950	0.06	230	12



Dia. DC	Precipitation hardening stainless steel, Cobalt chromium alloy					Heat resistant alloys				
	Cutting Speed (m/min)	Revolution (min <sup>-1</sup> )	Feed per Tooth (mm/t.)	Feed rate (mm/min)	Depth of cut ap	Cutting Speed (m/min)	Revolution (min <sup>-1</sup> )	Feed per Tooth (mm/t.)	Feed rate (mm/min)	Depth of cut ap
10	60	1900	0.025	190	5	30	950	0.02	76	2
12	60	1600	0.035	220	6	30	800	0.03	96	2.4
16	60	1200	0.05	240	8	30	600	0.05	120	3.2
20	60	950	0.05	190	10	30	480	0.05	96	4
25	60	760	0.05	150	12	30	380	0.05	76	5



- Note 1) For stainless steel, titanium alloy and heat resistant alloy, the use of water-soluble coolant is effective.
- Note 2) If the depth of cut is shallow, the revolution and feed rate can be increased.
- Note 3) The irregular helix flute end mill has a large effect on controlling vibration when compared to standard end mills. However, if the rigidity of the machine or the workpiece installation is poor, vibration or abnormal sound can occur. In this case, please reduce the revolution and feed rate proportionately, or set a lower depth of cut.

# IMX-C4HV

Corner radius head, 4 flute, Irregular helix, Long cutting edge type

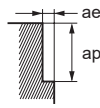
CARBIDE

## RECOMMENDED CUTTING CONDITIONS

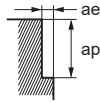
### Shoulder milling

(mm)

Work Material		Carbon steel, Alloy steel, Mild steel, Copper, Copper alloys AISI 1045, AISI 4140, ASTM A36, AISI 1010						Pre-hardened steel, Carbon steel, Alloy steel, Alloy tool steel AISI P21, AISI P20, AISI 4340, SKD, SKT						Austenitic stainless steel, Ferritic and Martensitic stainless steels, Titanium alloy AISI 304, AISI 316, AISI 304LN, AISI 316LN, AISI 410, AISI 430, AISI 431, AISI 420J2, Ti-6Al-4V					
L/D	Dia. DC	Cutting Speed (m/min)	Revolution (min <sup>-1</sup> )	Feed per Tooth (mm/t.)	Feed rate (mm/min)	Depth of cut ap	Width of Cut ae	Cutting Speed (m/min)	Revolution (min <sup>-1</sup> )	Feed per Tooth (mm/t.)	Feed rate (mm/min)	Depth of cut ap	Width of Cut ae	Cutting Speed (m/min)	Revolution (min <sup>-1</sup> )	Feed per Tooth (mm/t.)	Feed rate (mm/min)	Depth of cut ap	Width of Cut ae
4	16	100	2000	0.09	720	32	0.8	80	1600	0.07	450	32	0.8	60	1200	0.08	380	32	0.8
	20	100	1600	0.09	580	40	1	80	1300	0.07	360	40	1	60	950	0.08	300	40	1
6	16	60	1200	0.07	340	32	0.8	50	990	0.05	200	32	0.8	40	800	0.06	190	32	0.8
	20	60	950	0.07	270	40	1	50	800	0.05	160	40	1	40	640	0.06	150	40	1



Work Material		Precipitation hardening stainless steel, Cobalt chromium alloy AISI 630, AISI 631						Heat resistant alloys Inconel718					
L/D	Dia. DC	Cutting Speed (m/min)	Revolution (min <sup>-1</sup> )	Feed per Tooth (mm/t.)	Feed rate (mm/min)	Depth of cut ap	Width of Cut ae	Cutting Speed (m/min)	Revolution (min <sup>-1</sup> )	Feed per Tooth (mm/t.)	Feed rate (mm/min)	Depth of cut ap	Width of Cut ae
4	16	50	990	0.07	280	32	0.8	30	600	0.05	120	32	0.4
	20	50	800	0.07	220	40	1	30	480	0.05	96	40	0.5
6	16	30	600	0.05	120	32	0.8	20	400	0.04	64	32	0.4
	20	30	480	0.05	96	40	1	20	320	0.04	51	40	0.5



Note 1) For stainless steel, titanium alloy and heat resistant alloy, the use of water-soluble coolant is effective.

Note 2) If the depth of cut is shallow, the revolution and feed rate can be increased.

Note 3) The irregular helix flute end mill has a large effect on controlling vibration when compared to standard end mills.

However, if the rigidity of the machine or the workpiece installation is poor, vibration or abnormal sound can occur.

In this case, please reduce the revolution and feed rate proportionately, or set a lower depth of cut.

Note 4) The length of the long cutting type is 2 times that of the standard head. L/D demonstrates +1 when installed to a holder of the same size.

SQUARE

BALL

RADIUS

TAPER

CHAMFER

ROUGHING

K

EXCHANGEABLE HEAD END MILLS

# EXCHANGEABLE HEAD END MILLS

## IMX-C4HV

Corner radius head, 4 flute, Irregular helix, Offset type

CARBIDE

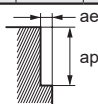
### RECOMMENDED CUTTING CONDITIONS

#### Shoulder milling

(mm)

Work Material		Carbon steel, Alloy steel, Mild steel, Copper, Copper alloys											Pre-hardened steel, Carbon steel, Alloy steel, Alloy tool steel				Austenitic stainless steel, Ferritic and Martensitic stainless steels, Titanium alloy			
Work Material		AISI 1045, AISI 4140, ASTM A36, AISI 1010											AISI P21, AISI P20, AISI 4340, SKD, SKT				AISI 304, AISI 316, AISI 304LN, AISI 316LN, AISI 410, AISI 430, AISI 431, AISI 420J2, Ti-6Al-4V			
L/D	Dia. DC	Cutting Speed (m/min)	Revolution (min <sup>-1</sup> )	Feed per Tooth (mm/t.)	Feed rate (mm/min)	Depth of cut ap	Width of Cut ae	Cutting Speed (m/min)	Revolution (min <sup>-1</sup> )	Feed per Tooth (mm/t.)	Feed rate (mm/min)	Depth of cut ap	Width of Cut ae	Cutting Speed (m/min)	Revolution (min <sup>-1</sup> )	Feed per Tooth (mm/t.)	Feed rate (mm/min)	Depth of cut ap	Width of Cut ae	
3	11	150	4300	0.09	1500	11	1.1	120	3500	0.06	840	11	1.1	100	2900	0.075	870	11	1.1	
	12	150	4000	0.09	1400	12	1.2	120	3200	0.06	770	12	1.2	100	2700	0.075	810	12	1.2	
	13	150	3700	0.09	1300	13	1.3	120	2900	0.065	750	13	1.3	100	2400	0.08	770	13	1.3	
	14	150	3400	0.09	1200	14	1.4	120	2700	0.065	700	14	1.4	100	2300	0.08	740	14	1.4	
	17	150	2800	0.1	1100	17	1.7	120	2200	0.075	660	17	1.7	100	1900	0.08	610	17	1.7	
	18	150	2700	0.1	1100	18	1.8	120	2100	0.075	630	18	1.8	100	1800	0.09	650	18	1.8	
	22	150	2200	0.1	880	22	2.2	120	1700	0.075	510	22	2.2	100	1400	0.09	500	22	2.2	
	28	150	1700	0.12	820	28	2.8	120	1400	0.075	420	28	2.8	100	1100	0.09	400	28	2.8	
	30	150	1600	0.12	770	30	3	120	1300	0.075	390	30	3	100	1100	0.09	400	30	3	
	32	150	1500	0.12	720	32	3.2	120	1200	0.075	360	32	3.2	100	990	0.09	360	32	3.2	
5	11	90	2600	0.07	730	11	0.4	70	2000	0.05	400	11	0.4	60	1700	0.06	410	11	0.4	
	12	90	2400	0.07	670	12	0.5	70	1900	0.05	380	12	0.5	60	1600	0.06	380	12	0.5	
	13	90	2200	0.07	620	13	0.5	70	1700	0.05	340	13	0.5	60	1500	0.06	360	13	0.5	
	14	90	2000	0.07	560	14	0.6	70	1600	0.05	320	14	0.6	60	1400	0.06	340	14	0.6	
	17	90	1700	0.08	540	17	0.7	70	1300	0.06	310	17	0.7	60	1100	0.07	310	17	0.7	
	18	90	1600	0.08	510	18	0.7	70	1200	0.06	290	18	0.7	60	1100	0.07	310	18	0.7	
	22	90	1300	0.08	420	22	0.9	70	1000	0.06	240	22	0.9	60	870	0.07	240	22	0.9	
	28	90	1000	0.1	400	28	1.1	70	800	0.06	190	28	1.1	60	680	0.07	190	28	1.1	
	30	90	950	0.1	380	30	1.2	70	740	0.06	180	30	1.2	60	640	0.07	180	30	1.2	
	32	90	900	0.1	360	32	1.3	70	700	0.06	170	32	1.3	60	600	0.07	170	32	1.3	
7	11	60	1700	0.06	410	11	0.2	50	1400	0.04	220	11	0.2	32	930	0.05	190	11	0.2	
	12	60	1600	0.06	380	12	0.2	50	1300	0.04	210	12	0.2	32	850	0.05	170	12	0.2	
	13	60	1500	0.06	360	13	0.3	50	1200	0.05	240	13	0.3	32	780	0.06	190	13	0.3	
	14	60	1400	0.06	340	14	0.3	50	1100	0.05	220	14	0.3	32	730	0.06	180	14	0.3	
	17	60	1100	0.07	310	17	0.3	50	940	0.05	190	17	0.3	32	600	0.06	140	17	0.3	
	18	60	1100	0.07	310	18	0.4	50	880	0.05	180	18	0.4	32	570	0.06	140	18	0.4	
	22	60	870	0.07	240	22	0.4	50	720	0.05	140	22	0.4	32	460	0.06	110	22	0.4	
	28	60	680	0.08	220	28	0.6	50	570	0.05	110	28	0.6	32	360	0.06	86	28	0.6	
	30	60	640	0.08	200	30	0.6	50	530	0.05	110	30	0.6	32	340	0.06	82	30	0.6	
	32	60	600	0.08	190	32	0.6	50	500	0.05	100	32	0.6	32	320	0.06	77	32	0.6	

Depth of cut



Note 1) For stainless steels, titanium alloys and heat resistant alloys, the use of water-soluble coolant is effective.

Note 2) If the depth of cut is smaller, the revolution and the feed rate can be increased.

Note 3) The irregular helix flute end mill has a larger effect on controlling vibration when compared to standard end mills. However, if the rigidity of the machine or the work material installation is poor, vibration or abnormal sound can occur. In this case, please reduce the revolution and the feed rate proportionately, or set a lower depth of cut.

EXCHANGEABLE HEAD END MILLS

K



Shoulder milling

(mm)

Work Material		Precipitation hardening stainless steel, Cobalt chromium alloy						Heat resistant alloys					
		AISI 630, AISI 631						Inconel718					
L/D	Dia. DC	Cutting Speed (m/min)	Revolution (min <sup>-1</sup> )	Feed per Tooth (mm/t.)	Feed rate (mm/min)	Depth of cut ap	Width of Cut ae	Cutting Speed (m/min)	Revolution (min <sup>-1</sup> )	Feed per Tooth (mm/t.)	Feed rate (mm/min)	Depth of cut ap	Width of Cut ae
3	11	75	2200	0.06	530	11	1.1	30	870	0.04	140	11	0.8
	12	75	2000	0.06	480	12	1.2	30	800	0.04	130	12	0.9
	13	75	1800	0.065	470	13	1.3	30	730	0.045	130	13	1
	14	75	1700	0.065	440	14	1.4	30	680	0.045	120	14	1.1
	17	75	1400	0.065	360	17	1.7	40	750	0.045	140	17	1.3
	18	75	1300	0.075	390	18	1.8	40	710	0.05	140	18	1.4
	22	75	1100	0.075	330	22	2.2	40	580	0.05	120	22	1.7
	28	75	850	0.075	260	28	2.8	40	450	0.05	90	28	2.1
	30	75	800	0.075	240	30	3	40	420	0.05	84	30	2.3
	32	75	750	0.075	230	32	3.2	40	400	0.05	80	32	2.4
5	11	50	1400	0.05	280	11	0.4	10	290	0.03	35	11	0.3
	12	50	1300	0.05	260	12	0.5	10	270	0.03	32	12	0.4
	13	50	1200	0.05	240	13	0.5	10	240	0.04	38	13	0.4
	14	50	1100	0.05	220	14	0.6	10	230	0.04	37	14	0.4
	17	50	940	0.06	230	17	0.7	19	360	0.04	58	17	0.5
	18	50	880	0.06	210	18	0.7	19	340	0.04	54	18	0.6
	22	50	720	0.06	170	22	0.9	19	270	0.04	43	22	0.7
	28	50	570	0.06	140	28	1.1	19	220	0.04	35	28	0.8
	30	50	530	0.06	130	30	1.2	19	200	0.04	32	30	0.9
	32	50	500	0.06	120	32	1.3	19	190	0.04	30	32	1
7	11	24	690	0.04	110	11	0.2	-	-	-	-	-	-
	12	24	640	0.04	100	12	0.2	-	-	-	-	-	-
	13	24	590	0.05	120	13	0.3	-	-	-	-	-	-
	14	24	550	0.05	110	14	0.3	-	-	-	-	-	-
	17	24	450	0.05	90	17	0.3	-	-	-	-	-	-
	18	24	420	0.05	84	18	0.4	-	-	-	-	-	-
	22	24	350	0.05	70	22	0.4	-	-	-	-	-	-
	28	24	270	0.05	54	28	0.6	-	-	-	-	-	-
	30	24	250	0.05	50	30	0.6	-	-	-	-	-	-
	32	24	240	0.05	48	32	0.6	-	-	-	-	-	-
Depth of cut													

Note 1) For stainless steels, titanium alloys and heat resistant alloys, the use of water-soluble coolant is effective.

Note 2) If the depth of cut is smaller, the revolution and the feed rate can be increased.

Note 3) The irregular helix flute end mill has a larger effect on controlling vibration when compared to standard end mills. However, if the rigidity of the machine or the work material installation is poor, vibration or abnormal sound can occur. In this case, please reduce the revolution and the feed rate proportionately, or set a lower depth of cut.

SQUARE

BALL

RADIUS

TAPER

CHAMFER

ROUGHING

K

EXCHANGEABLE HEAD END MILLS



# EXCHANGEABLE HEAD END MILLS

## IMX-C6HV/C10HV/C12HV

Corner radius head, Multi-flute, Irregular helix



TOOL NEWS



43.5°

DC ≤ 12



44.5°

DC > 12



DC ≤ 12



DC > 12

Carbon Steel, Alloy Steel, Cast Iron (<30HRC)	Tool Steel, Pre-Hardened Steel, Hardened Steel (≤45HRC)	Hardened Steel (≤55HRC)	Hardened Steel (>55HRC)	Austenitic Stainless Steel	Titanium Alloy, Heat Resistant Alloy	Copper Alloy	Aluminium Alloy
○	○			○	○		

SQUARE



BALL

RADIUS



RE ≤ 1				
±0.020				
DC ≤ 12	DC > 12			
0 - 0.020	0 - 0.030			

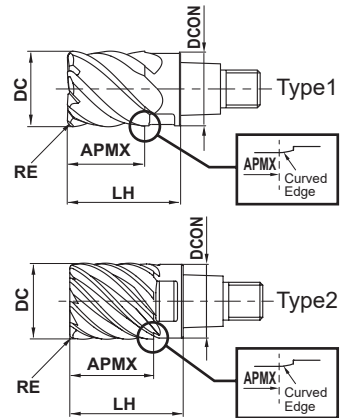


TAPER

- High machining efficiency due to the multi-flute design.
- Irregular lead controls vibration and achieves stable machining.

CHAMFER

ROUGHING



(mm)

Order Number	DC	RE	APMX	LH	DCON	No. of Flutes	Grade	Type
							EP7020	
IMX10C6HV100R05010	10	0.5	10	16	9.7	6	●	1
IMX10C6HV100R10010	10	1	10	16	9.7	6	●	1
IMX12C6HV120R10012	12	1	12	19	11.7	6	●	1
IMX16C10HV160R10016	16	1	16	24	15.5	10	●	2
<b>NEW</b> IMX20C12HV200R10020	20	1	20	30	19.5	12	●	2
<b>NEW</b> IMX25C12HV250R10025	25	1	25	37.5	24.5	12	●	2

Note 1) The fastening size of the holder and head should be the same. (Refer to K002)

K

EXCHANGEABLE HEAD END MILLS

● : Inventory maintained in Japan.

## RECOMMENDED CUTTING CONDITIONS

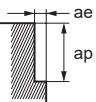
### ■ Shoulder milling (L/D=3)

Other than the L/D = 3, use following recommended cutting conditions by multiplying the K003 page correction factor by overhang length.

(mm)

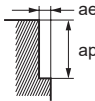
Dia. DC	Pre-hardened steel, Carbon steel, Alloy steel, Alloy tool steel AISI P21, AISI P20, AISI 4340, SKD, SKT						Austenitic stainless steel, Ferritic and Martensitic stainless steels, Titanium alloy AISI 304, AISI 316, AISI 304LN, AISI 316LN, AISI 410, AISI 430, AISI 431, AISI 420J2, Ti-6Al-4V						Precipitation hardening stainless steel, Cobalt chromium alloy AISI 630, AISI 631					
	Cutting Speed (m/min)	Revolution (min <sup>-1</sup> )	Feed per Tooth (mm/t.)	Feed rate (mm/min)	Depth of cut ap	Width of Cut ae	Cutting Speed (m/min)	Revolution (min <sup>-1</sup> )	Feed per Tooth (mm/t.)	Feed rate (mm/min)	Depth of cut ap	Width of Cut ae	Cutting Speed (m/min)	Revolution (min <sup>-1</sup> )	Feed per Tooth (mm/t.)	Feed rate (mm/min)	Depth of cut ap	Width of Cut ae
10	200	6400	0.07	2700	10	1	150	4800	0.07	2000	10	1	100	3200	0.07	1300	10	1
12	200	5300	0.085	2700	12	1.2	150	4000	0.085	2000	12	1.2	100	2700	0.085	1400	12	1.2
16	200	4000	0.088	3500	16	0.6	150	3000	0.088	2600	16	0.64	100	2000	0.088	1800	16	0.6
20	200	3200	0.1	3800	20	0.8	150	2400	0.1	2900	20	0.8	100	1600	0.1	1900	20	0.8
25	200	2500	0.1	3000	25	1	150	1900	0.1	2300	25	1	100	1300	0.1	1600	25	1

Depth of cut



Work Material		Heat resistant alloys Inconel718					
Dia. DC	Cutting Speed (m/min)	Revolution (min <sup>-1</sup> )	Feed per Tooth (mm/t.)	Feed rate (mm/min)	Depth of cut ap	Width of Cut ae	
10	40	1300	0.033	260	10	0.5	
12	40	1100	0.035	230	12	0.6	
16	40	800	0.038	300	16	0.6	
20	40	640	0.04	310	20	0.8	
25	40	510	0.04	240	25	1	

Depth of cut

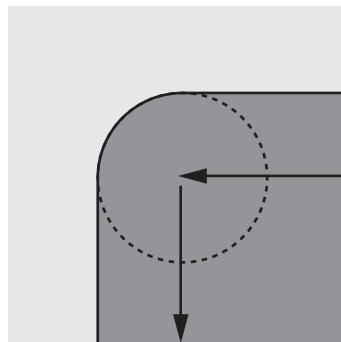


Note 1) For stainless steel, titanium alloy and heat resistant alloy, the use of water-soluble coolant is effective.

Note 2) If the depth of cut is shallow, the revolution and feed rate can be increased.

Note 3) The irregular helix flute end mill has a large effect on controlling vibration when compared to standard end mills. However, if the rigidity of the machine or the workpiece installation is poor, vibration or abnormal sound can occur. In this case, please reduce the revolution and feed rate proportionately, or set a lower depth of cut.

Note 4) If the machining radius at the corner is the same as the tool radius when using the head with more than 10 flutes, please set the depth of cut and feed rate to half of the above.



SQUARE

BALL

RADIUS

TAPER

CHAMFER

ROUGHING

K

EXCHANGEABLE HEAD END MILLS

# EXCHANGEABLE HEAD END MILLS

## IMX-C4FD-C

With coolant hole Multi-task corner radius end mill for high feed cutting



CARBIDE

Carbon Steel, Alloy Steel, Cast Iron (<30HRC)	Tool Steel, Pre-Hardened Steel, Hardened Steel (≤45HRC)	Hardened Steel (≤55HRC)	Hardened Steel (>55HRC)	Austenitic Stainless Steel	Titanium Alloy, Heat Resistant Alloy	Copper Alloy	Aluminium Alloy
○	○	○		○	○	○	

SQUARE

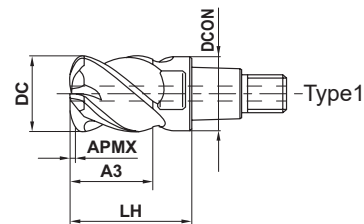
BALL

RADIUS

TAPER

CHAMFER

ROUGHING



DC ≤ 12	DC > 12			
0	0			
-0.020	-0.030			

- Multi-task corner radius type and 4 flutes offer high feed and high efficiency.
- Coolant hole with the end cutting edge as the center provides a stable supply of coolant.

(mm)

Order Number	DC	RE1 <sup>*1</sup>	APMX	A3	LH	DCON	No. of Flutes	RMPX <sup>*2</sup>	Grade	Type
									EP7020	
IMX10C4FD10010C	10	1.99	0.7	10.5	16	9.7	4	2.1°	●	1
IMX12C4FD12012C	12	2.1	0.8	12.5	19	11.7	4	2.8°	●	1
IMX16C4FD16016C	16	2.75	1	16.5	24	15.5	4	3°	●	1
IMX20C4FD20021C	20	3.07	1.3	21	30	19.5	4	3.3°	●	1
IMX25C4FD25026C	25	4.21	1.6	26	37.5	24.5	4	4.5°	●	1

Note 1) The fastening size of the holder and head should be the same. (Refer to K002)

Note 2) Multi-task corner radius is not suitable for corner radius milling that transfers an R-shape because cutting at R is incomplete.

\*1 RE1 : Approx. R

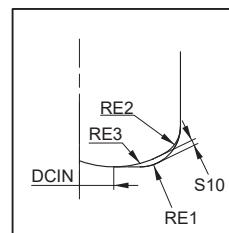
\*2 RMPX : Max. Ramping Angle

K

EXCHANGEABLE HEAD END MILLS

(mm)

Order Number	RE1 <sup>*1</sup>	Multi-task Radius Part			
		S10	DCIN	RE2	RE3
IMX10C4FD10010C	1.99	0.27	3.4	1.5	5
IMX12C4FD12012C	2.1	0.33	4.5	1.5	6
IMX16C4FD16016C	2.75	0.42	6.2	2	8
IMX20C4FD20021C	3.07	0.59	8	2	10
IMX25C4FD25026C	4.21	0.67	10	3	12



Please programme CAM as an R2 cutter radius, when using the **IMX**

The approximate uncut portions for the programme are as follows.

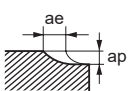
● : Inventory maintained in Japan.

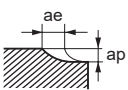
## RECOMMENDED CUTTING CONDITIONS

### ■ Shoulder milling (L/D=3)

Other than the L/D = 3, use following recommended cutting conditions by multiplying the K003 page correction factor by overhang length.

(mm)

Work Material	Carbon steel, Alloy steel, Mild steel, Copper, Copper alloys AISI 1045, AISI 4140, ASTM A36, AISI 1010						Pre-hardened steel, Carbon steel, Alloy steel, Alloy tool steel AISI P21, AISI P20, AISI 4340, SKD, SKT						Hardened steel, Precipitation hardening stainless steel, Ferritic and Martensitic stainless steels, AISI H13, AISI L6, AISI 431, AISI 420J2, AISI 630, AISI 631					
	Dia. DC	Cutting Speed (m/min)	Revolution (min <sup>-1</sup> )	Feed per Tooth (mm/t.)	Feed rate (mm/min)	Depth of cut ap	Width of Cut ae	Cutting Speed (m/min)	Revolution (min <sup>-1</sup> )	Feed per Tooth (mm/t.)	Feed rate (mm/min)	Depth of cut ap	Width of Cut ae	Cutting Speed (m/min)	Revolution (min <sup>-1</sup> )	Feed per Tooth (mm/t.)	Feed rate (mm/min)	Depth of cut ap
<b>10</b>	150	4800	0.4	7700	0.5	6	135	4300	0.4	6900	0.5	6	120	3800	0.3	4600	0.5	6
<b>12</b>	150	4000	0.45	7200	0.6	7.2	135	3600	0.45	6500	0.6	7.2	120	3200	0.3	3800	0.6	7.2
<b>16</b>	150	3000	0.5	6000	0.8	9.6	135	2700	0.5	5400	0.8	9.6	120	2400	0.4	3800	0.8	9.6
<b>20</b>	150	2400	0.5	4800	1	12	135	2100	0.5	4200	1	12	120	1900	0.4	3000	1	12
<b>25</b>	150	1900	0.5	3800	1.25	15	135	1700	0.5	3400	1.25	15	120	1500	0.4	2400	1.25	15
Depth of cut																		

Work Material	Austenitic stainless steel, Titanium alloy, Cobalt chromium alloy AISI 304, AISI 316, AISI 304LN, AISI 316LN, Ti-6Al-4V						Heat resistant alloys Inconel718					
	Dia. DC	Cutting Speed (m/min)	Revolution (min <sup>-1</sup> )	Feed per Tooth (mm/t.)	Feed rate (mm/min)	Depth of cut ap	Width of Cut ae	Cutting Speed (m/min)	Revolution (min <sup>-1</sup> )	Feed per Tooth (mm/t.)	Feed rate (mm/min)	Depth of cut ap
<b>10</b>	40	1300	0.2	1000	0.5	6	25	800	0.1	320	0.5	6
<b>12</b>	40	1100	0.2	880	0.6	7.2	25	660	0.1	260	0.6	7.2
<b>16</b>	40	800	0.3	960	0.8	9.6	25	500	0.15	300	0.8	9.6
<b>20</b>	40	640	0.3	770	1	12	25	400	0.15	240	1	12
<b>25</b>	40	510	0.3	610	1.25	15	25	320	0.15	190	1.25	15
Depth of cut												

Note 1) For stainless steel, titanium alloy and heat resistant alloy, the use of water-soluble coolant is effective.

Note 2) If the depth of cut is shallow, the revolution and feed rate can be increased.

Note 3) The irregular helix flute end mill has a large effect on controlling vibration when compared to standard end mills.

However, if the rigidity of the machine or the workpiece installation is poor, vibration or abnormal sound can occur.

In this case, please reduce the revolution and feed rate proportionately, or set a lower depth of cut.

Note 4) Reduce the feed by 1/2 for ramping process.

SQUARE

BALL

RADIUS

TAPER

CHAMFER

ROUGHING

K

EXCHANGEABLE HEAD END MILLS

# EXCHANGEABLE HEAD END MILLS

## IMX-C4FV

Corner radius head for high efficiency machining, 4 flute, Irregular helix

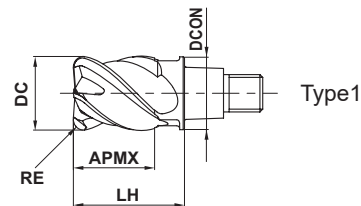


43°  
45°



TOOL NEWS

Carbon Steel, Alloy Steel, Cast Iron (<30HRC)	Tool Steel, Pre-Hardened Steel, Hardened Steel (≤45HRC)	Hardened Steel (≤55HRC)	Hardened Steel (>55HRC)	Austenitic Stainless Steel	Titanium Alloy, Heat Resistant Alloy	Copper Alloy	Aluminium Alloy
○	○	○					



Type1



RE ≤ 3	RE = 4			
--------	--------	--	--	--

±0.010	±0.020			
--------	--------	--	--	--



DC ≤ 12	DC > 12			
---------	---------	--	--	--

0 - 0.020	0 - 0.030			
--------------	--------------	--	--	--

- Corner radius end mill for high efficiency machining
- Irregular lead controls vibration and achieves stable machining.

(mm)

Order Number	DC	RE	APMX	LH	DCON	No. of Flutes	Grade	Type
							EP6120	
IMX10C4FV100R20010	10	2	10.5	16	9.7	4	●	1
IMX12C4FV120R20012	12	2	12.5	19	11.7	4	●	1
IMX16C4FV160R30016	16	3	16.5	24	15.5	4	●	1
IMX20C4FV200R30021	20	3	21	30	19.5	4	●	1
IMX25C4FV250R40026	25	4	26	37.5	24.5	4	●	1

Note 1) The fastening size of the holder and head should be the same. (Refer to K002)

K

EXCHANGEABLE HEAD END MILLS

● : Inventory maintained in Japan.

## RECOMMENDED CUTTING CONDITIONS

### High depth of cut conditions

(mm)

Work Material		Carbon steel, Alloy steel, Gray cast iron AISI 1045, AISI 4140, AISI No 45 B						Pre-hardened steel, Alloy tool steel AISI P21, AISI P20, SKD, SKT						Hardened steel (45–55HRC) AISI H13, AISI L6					
Dia. DC	Corner R RE	Cutting Speed (m/min)	Revolution (min <sup>-1</sup> )	Feed per Tooth (mm/t.)	Feed rate (mm/min)	Depth of cut ap	Width of Cut ae	Cutting Speed (m/min)	Revolution (min <sup>-1</sup> )	Feed per Tooth (mm/t.)	Feed rate (mm/min)	Depth of cut ap	Width of Cut ae	Cutting Speed (m/min)	Revolution (min <sup>-1</sup> )	Feed per Tooth (mm/t.)	Feed rate (mm/min)	Depth of cut ap	Width of Cut ae
10	2	90	2900	0.25	2900	1.2	4.5	75	2400	0.23	2200	1	4.5	60	1900	0.22	1700	0.7	4.5
12	2	90	2400	0.25	2400	1.8	6	75	2000	0.23	1800	1.4	6	60	1600	0.22	1400	0.9	6
16	3	90	1800	0.25	1800	1.8	7.5	75	1500	0.23	1400	1.4	7.5	60	1200	0.22	1100	0.9	7.5
20	3	90	1400	0.25	1400	1.8	9	75	1200	0.23	1100	1.4	9	60	950	0.22	840	0.9	9
25	4	90	1100	0.25	1100	2.4	11.5	75	950	0.23	870	1.8	11.5	60	760	0.22	670	1.2	11.5

Depth of cut

### High speed milling

(mm)

Work Material		Carbon steel, Alloy steel, Gray cast iron AISI 1045, AISI 4140, AISI No 45 B						Pre-hardened steel, Alloy tool steel AISI P21, AISI P20, SKD, SKT						Hardened steel (45–55HRC) AISI H13, AISI L6					
Dia. DC	Corner R RE	Cutting Speed (m/min)	Revolution (min <sup>-1</sup> )	Feed per Tooth (mm/t.)	Feed rate (mm/min)	Depth of cut ap	Width of Cut ae	Cutting Speed (m/min)	Revolution (min <sup>-1</sup> )	Feed per Tooth (mm/t.)	Feed rate (mm/min)	Depth of cut ap	Width of Cut ae	Cutting Speed (m/min)	Revolution (min <sup>-1</sup> )	Feed per Tooth (mm/t.)	Feed rate (mm/min)	Depth of cut ap	Width of Cut ae
10	2	150	4800	0.4	7700	0.6	4.5	125	4000	0.35	5600	0.46	4.5	100	3200	0.3	3800	0.36	4.5
12	2	150	4000	0.45	7200	0.9	6	125	3300	0.4	5300	0.7	6	100	2700	0.3	3200	0.45	6
16	3	150	3000	0.5	6000	0.9	7.5	125	2500	0.45	4500	0.7	7.5	100	2000	0.3	2400	0.45	7.5
20	3	150	2400	0.5	4800	0.9	9	125	2000	0.45	3600	0.7	9	100	1600	0.35	2200	0.45	9
25	4	150	1900	0.5	3800	1.2	11.5	125	1600	0.45	2900	0.9	11.5	100	1300	0.35	1800	0.6	11.5

Depth of cut

Note 1) If the depth of cut is shallow, the revolution and feed rate can be increased.

Note 2) Air blow or oil mist is recommended for good chip evacuation.

Note 3) For profile machining such as moulds, machining conditions may differ considerably depending on the workpiece geometry, machining methods and depth of cut. Reduce the feed rate especially when machining the corner sections of a workpiece.

Note 4) The irregular helix flute end mill has a larger effect on controlling vibration when compared to standard end mills. However, if the rigidity of the machine or the workpiece installation is poor, vibration or abnormal sound can occur. In this case, please reduce the revolution and feed rate proportionately, or set a lower depth of cut.

SQUARE

BALL

RADIUS

TAPER

CHAMFER

ROUGHING

K

EXCHANGEABLE HEAD END MILLS

# EXCHANGEABLE HEAD END MILLS

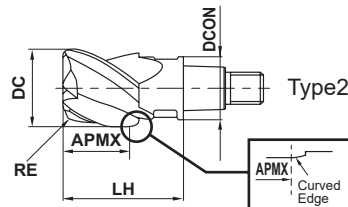
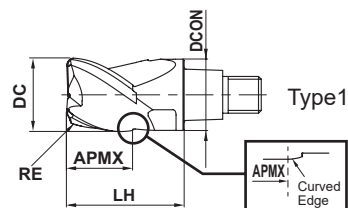
## IMX-C3A

Corner radius head, 3 flute, For aluminium alloy



TOOL NEWS

Carbon Steel, Alloy Steel, Cast Iron (<30HRC)	Tool Steel, Pre-Hardened Steel, Hardened Steel (≤45HRC)	Hardened Steel (≤55HRC)	Hardened Steel (>55HRC)	Austenitic Stainless Steel	Titanium Alloy, Heat Resistant Alloy	Copper Alloy	Aluminium Alloy
---	---	-------------------------	-------------------------	----------------------------	--------------------------------------	--------------	-----------------



Offset Type

	RE ≤ 5				
	±0.020				
	DC ≤ 12	DC > 12			
	0 - 0.020	0 - 0.030			

● High efficiency machining due to the sharp cutting edge suitable for aluminium alloy machining and polished rake face.

(mm)

Order Number	DC	RE	APMX	LH	DCON	No. of Flutes	Grade	Type
							ET2020	
IMX10C3A100R10008	10	1	8	16	9.7	3	●	1
IMX10C3A100R25008	10	2.5	8	16	9.7	3	●	1
IMX10C3A120R10010	12	1	10.1	19	9.7	3	●	2
NEW IMX12C3A120R10009	12	1	9.6	19	11.7	3	●	1
NEW IMX12C3A120R32009	12	3.2	9.6	19	11.7	3	●	1
IMX12C3A140R10011	14	1	11.7	22.5	11.7	3	●	2
NEW IMX16C3A160R10012	16	1	12.8	24	15.5	3	●	1
NEW IMX16C3A160R32012	16	3.2	12.8	24	15.5	3	●	1
IMX16C3A180R32014	18	3.2	14.9	27	15.5	3	●	2
NEW IMX20C3A200R10016	20	1	16	30	19.5	3	●	1
NEW IMX20C3A200R32016	20	3.2	16	30	19.5	3	●	1
IMX20C3A220R32018	22	3.2	18.6	33	19.5	3	●	2
IMX25C3A250R10020	25	1	20	37.5	24.5	3	●	1
NEW IMX25C3A250R32020	25	3.2	20	37.5	24.5	3	●	1
NEW IMX25C3A250R50020	25	5	20	37.5	24.5	3	●	1
IMX25C3A280R32023	28	3.2	23.4	41.5	24.5	3	●	2

Note 1) The fastening size of the holder and head should be the same. (Refer to K002)

● : Inventory maintained in Japan.

SQUARE

BALL

RADIUS

TAPER

CHAMFER

ROUGHING

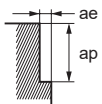
EXCHANGEABLE HEAD END MILLS

K

## RECOMMENDED CUTTING CONDITIONS

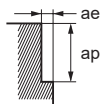
### Shoulder milling (L/D=3) (mm)

Work Material		Aluminium alloy A6061, A7075				
Dia. DC	Cutting Speed (m/min)	Revolution (min <sup>-1</sup> )	Feed per Tooth (mm/t.)	Feed rate (mm/min)	Depth of cut ap	Width of Cut ae
10	500	16000	0.117	5600	8	3
12	500	13000	0.118	4600	9.6	3.6
16	500	9900	0.153	4500	12.8	4.8
20	500	8000	0.175	4200	16	6
25	500	6400	0.211	4100	20	7.5

Depth of Cut 

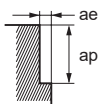
### Shoulder milling (L/D=5) (mm)

Work Material		Aluminium alloy A6061, A7075				
Dia. DC	Cutting Speed (m/min)	Revolution (min <sup>-1</sup> )	Feed per Tooth (mm/t.)	Feed rate (mm/min)	Depth of cut ap	Width of Cut ae
10	300	9500	0.09	2600	8	1.2
12	300	8000	0.09	2200	9.6	1.44
16	300	6000	0.12	2200	12.8	1.92
20	300	4800	0.14	2000	16	2.4
25	300	3800	0.17	1900	20	3

Depth of Cut 

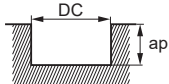
### Shoulder milling (L/D=7) (mm)

Work Material		Aluminium alloy A6061, A7075				
Dia. DC	Cutting Speed (m/min)	Revolution (min <sup>-1</sup> )	Feed per Tooth (mm/t.)	Feed rate (mm/min)	Depth of cut ap	Width of Cut ae
10	200	6400	0.08	1500	8	0.6
12	200	5300	0.08	1300	9.6	0.72
16	200	4000	0.11	1300	12.8	0.96
20	200	3200	0.12	1200	16	1.2
25	200	2500	0.15	1100	20	1.5

Depth of Cut 

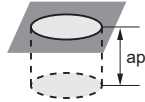
### Slot milling (L/D=3) (mm)

Work Material		Aluminium alloy A6061, A7075			
DC	Cutting Speed (m/min)	Revolution (min <sup>-1</sup> )	Feed per Tooth (mm/t.)	Feed rate (mm/min)	Depth of cut ap
10	500	16000	0.068	3300	5
12	500	13000	0.072	2800	6
16	500	9900	0.093	2800	8
20	500	8000	0.108	2600	10
25	500	6400	0.127	2400	12.5

Depth of Cut  DC: Dia.

### Plunging (L/D=3) (mm)

Work Material		Aluminium alloy A6061, A7075				
DC	Cutting Speed (m/min)	Revolution (min <sup>-1</sup> )	Feed per Rev. (mm/rev)	Feed rate (mm/min)	Drilled Depth ap	Step ap2
10	300	9500	0.1	950	5	2.5
12	300	8000	0.1	800	6	2.5
16	300	6000	0.1	600	8	2.5
20	300	4800	0.1	480	10	2.5
25	300	3800	0.1	380	12.5	2.5

Depth of Cut 

Note 1) The use of water-soluble coolant is effective.

Note 2) Vibration may occur if the rigidity of machine or work material is low.

In this case, please reduce the revolution and the feed rate proportionately, or set a lower depth of cut.

SQUARE

BALL

RADIUS

TAPER

CHAMFER

ROUGHING

K

EXCHANGEABLE HEAD END MILLS



# EXCHANGEABLE HEAD END MILLS

## IMX-C3A

Corner radius head, 3 flute, For aluminium alloy, Offset type

CARBIDE

SQUARE

BALL

RADIUS


TAPER

CHAMFER

ROUGHING

### RECOMMENDED CUTTING CONDITIONS

#### ■ Side milling (mm)

Work Material		Aluminium alloy A6061, A7075					
L/D	Dia. DC	Cutting Speed (m/min)	Revolution (min <sup>-1</sup> )	Feed per Tooth (mm/t.)	Feed rate (mm/min)	Depth of cut ap	Width of Cut ae
<b>3</b>	<b>12</b>	500	13000	0.117	4600	9.6	2.4
	<b>14</b>	500	11000	0.118	3900	11.2	2.8
	<b>18</b>	500	8800	0.153	4000	14.4	3.6
	<b>22</b>	500	7200	0.175	3800	17.6	4.4
	<b>28</b>	500	5700	0.211	3600	22.4	5.6
<b>5</b>	<b>12</b>	300	8000	0.09	2200	9.6	1.0
	<b>14</b>	300	6800	0.09	1800	11.2	1.1
	<b>18</b>	300	5300	0.12	1900	14.4	1.4
	<b>22</b>	300	4300	0.14	1800	17.6	1.8
	<b>28</b>	300	3400	0.17	1700	22.4	2.2
Depth of cut							

Note 1) The use of water-soluble coolant is effective.

Note 2) Vibration may occur if the rigidity of machine or workpiece is low.

In this case, please reduce the revolution and feed rate proportionately, or set a lower depth of cut.

K

EXCHANGEABLE HEAD END MILLS

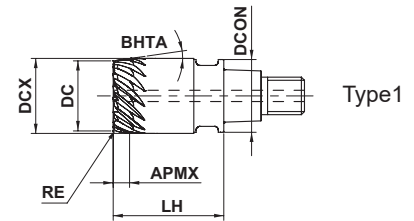
# IMX-C8T/C10T/C12T/C15T-C

Corner radius, Taper head, Multi-flute, With coolant hole



CARBIDE

Carbon Steel, Alloy Steel, Cast Iron (<30HRC)	Tool Steel, Pre-Hardened Steel, Hardened Steel (<=45HRC)	Hardened Steel (<=55HRC)	Hardened Steel (>55HRC)	Austenitic Stainless Steel	Titanium Alloy, Heat Resistant Alloy	Copper Alloy	Aluminium Alloy
				○	○		



	RE ≤ 2				
	±0.015				
	DC ≤ 12	DC > 12			
	0 - 0.020	0 - 0.030			

- Suitable for 3-dimensional free-form surface cutting such as blades.
- High feed cutting is possible due to multiple cutting edges.

Order Number	DC	RE	APMX	DCX	LH	DCON	BHTA	No. of Flutes	Grade	Type
									EP7020	
IMX10C8T080R05T080C	8	0.5	7.12	10	16	9.7	8°	8	●	1
IMX10C8T080R10T080C	8	1	7.12	10	16	9.7	8°	8	●	1
IMX12C10T100R05T080C	10	0.5	7.12	12	19	11.7	8°	10	●	1
IMX12C10T100R10T080C	10	1	7.12	12	19	11.7	8°	10	●	1
IMX16C15T150R05T080C	15	0.5	3.56	16	24	15.5	8°	15	●	1
IMX16C15T150R10T080C	15	1	3.56	16	24	15.5	8°	15	●	1
IMX16C12T150R20T080C	15	2	3.56	16	24	15.5	8°	12	●	1
IMX20C15T190R05T080C	19	0.5	3.56	20	30	19.5	8°	15	●	1
IMX20C15T190R10T080C	19	1	3.56	20	30	19.5	8°	15	●	1
IMX20C12T190R20T080C	19	2	3.56	20	30	19.5	8°	12	●	1

Note 1) The fastening size of the holder and head should be the same. (Refer to K002)

## Recommended Cutting Conditions

### Shoulder milling (L/D=3)

Other than the L/D = 3, use following recommended cutting conditions by multiplying the K003 page correction factor by overhang length.

Work Material		Austenitic stainless steels, Ferritic and Martensitic stainless steels						Precipitation hardening stainless steels, Titanium alloys						Heat resistant alloys					
		AISI 304, AISI 316, AISI 304LN, AISI 316LN, AISI 410, AISI 430, AISI 431, AISI 420J2						AISI 630, AISI 631, Ti-6Al-4V						Inconel718					
Dia. DC	No. of Flutes	Cutting Speed (m/min)	Revolution (min <sup>-1</sup> )	Feed per Tooth (mm/t.)	Feed rate (mm/min)	Depth of cut ap	Width of Cut ae	Cutting Speed (m/min)	Revolution (min <sup>-1</sup> )	Feed per Tooth (mm/t.)	Feed rate (mm/min)	Depth of cut ap	Width of Cut ae	Cutting Speed (m/min)	Revolution (min <sup>-1</sup> )	Feed per Tooth (mm/t.)	Feed rate (mm/min)	Depth of cut ap	Width of Cut ae
8	8	300	12000	0.1	9600	0.3	1.2	200	8000	0.1	6400	0.3	1.2	60	2400	0.08	1500	0.3	0.8
10	10	300	9500	0.1	9500	0.3	1.5	200	6400	0.1	6400	0.3	1.5	60	1900	0.08	1500	0.3	1
15	12	300	6400	0.12	9200	0.3	2.2	200	4200	0.12	6000	0.3	2.2	60	1300	0.1	1600	0.3	1.5
15	15	300	6400	0.1	9600	0.3	2.2	200	4200	0.1	6300	0.3	2.2	60	1300	0.08	1600	0.3	1.5
19	12	300	5000	0.12	7200	0.3	2.8	200	3400	0.12	4900	0.3	2.8	60	1000	0.1	1200	0.3	1.9
19	15	300	5000	0.1	7500	0.3	2.8	200	3400	0.1	5100	0.3	2.8	60	1000	0.08	1200	0.3	1.9
Depth of Cut																			

Note 1) The use of water-soluble coolant is effective.

Note 2) Vibration may occur if the rigidity of machine or workpiece is low.

In this case, please reduce the revolution and feed rate proportionately, or set a lower depth of cut.

- : Inventory maintained in Japan.

SQUARE

BALL

RADIUS

TAPER

CHAMFER

ROUGHING

K

EXCHANGEABLE HEAD END MILLS

# EXCHANGEABLE HEAD END MILLS

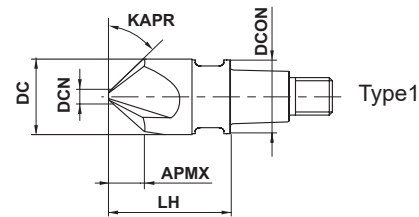
## IMX-CH3L

Chamfer head, 3 flute



TOOL NEWS

Carbon Steel, Alloy Steel, Cast Iron (<30HRC)	Tool Steel, Pre-Hardened Steel, Hardened Steel (≤45HRC)	Hardened Steel (≤55HRC)	Hardened Steel (>55HRC)	Austenitic Stainless Steel	Titanium Alloy, Heat Resistant Alloy	Copper Alloy	Aluminium Alloy
○	○	○		○	○		



DCN=1.5				
±0.020				

- Chamfered cutting head suitable for inner and outer circumference.
- Anti-vibration priority design.

(mm)

Order Number	DC	APMX	KAPR	DCN	LH	DCON	No. of Flutes	Grade	Type
								EP7020	
IMX10CH3L100A45	10	4.2	45°	1.5	16	9.7	3	●	1
IMX12CH3L120A45	12	5.2	45°	1.5	19	11.7	3	●	1
IMX16CH3L160A45	16	7.2	45°	1.5	24	15.5	3	●	1
IMX20CH3L200A45	20	9.2	45°	1.5	30	19.5	3	●	1

Note 1) The fastening size of the holder and head should be the same. (Refer to K002)

## RECOMMENDED CUTTING CONDITIONS

### ■ Chamfer milling (Hole circumference)

(mm)

Work Material		Carbon steels, Alloy steels, Gray cast irons AISI 1045, AISI 4140, AISI No 45 B						Alloy tool steels, Carbon steels, Alloy steels, Pre-hardened steels SKD, SKT, AISI 4340, AISI P21, AISI P20						Austenitic stainless steels, Titanium alloys AISI 304, AISI 316, Ti-6Al-4V					
Dia. DC	No. of Flutes	Cutting Speed (m/min)	Revolution (min <sup>-1</sup> )	Feed per Tooth (mm/t.)	Feed rate (mm/min)	Depth of cut ap	Width of Cut ae	Cutting Speed (m/min)	Revolution (min <sup>-1</sup> )	Feed per Tooth (mm/t.)	Feed rate (mm/min)	Depth of cut ap	Width of Cut ae	Cutting Speed (m/min)	Revolution (min <sup>-1</sup> )	Feed per Tooth (mm/t.)	Feed rate (mm/min)	Depth of cut ap	Width of Cut ae
10	3	40	1300	0.04	160	1.8	1.8	40	1300	0.03	120	1.8	1.8	30	950	0.03	86	1.8	1.8
12	3	40	1100	0.04	130	2.2	2.2	40	1100	0.03	99	2.2	2.2	30	800	0.03	72	2.2	2.2
16	3	40	800	0.04	96	2.4	2.4	40	800	0.03	72	2.4	2.4	30	600	0.03	54	2.4	2.4
20	3	40	640	0.04	77	2.6	2.6	40	640	0.03	58	2.6	2.6	30	480	0.03	43	2.6	2.6
Depth of Cut																			

Note 1) For stainless steel, titanium alloy and heat resistant alloy, the use of water-soluble coolant is effective.

Note 2) Vibration may occur if the rigidity of machine or work material is low.

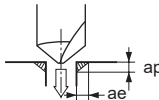
In this case, please reduce the revolution and the feed rate proportionately.

● : Inventory maintained in Japan.

**Chamfer milling (Hole circumference)**

(mm)

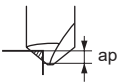
Work Material		Hardenned steels (40-55HRC) AISI H13, AISI L6						Heat resistant alloys Inconel718					
Dia. DC	No. of Flutes	Cutting Speed (m/min)	Revolution (min <sup>-1</sup> )	Feed per Tooth (mm/t.)	Feed rate (mm/min)	Depth of cut ap	Width of Cut ae	Cutting Speed (m/min)	Revolution (min <sup>-1</sup> )	Feed per Tooth (mm/t.)	Feed rate (mm/min)	Depth of cut ap	Width of Cut ae
10	3	30	950	0.02	57	1.8	1.8	30	950	0.04	110	1.8	1.8
12	3	30	800	0.02	48	2.2	2.2	30	800	0.04	96	2.2	2.2
16	3	30	600	0.02	36	2.4	2.4	30	600	0.04	72	2.4	2.4
20	3	30	480	0.02	29	2.6	2.6	30	480	0.04	58	2.6	2.6

Depth of Cut 

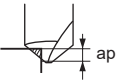
**Chamfer milling (Shape circumference)**

(mm)

Work Material		Carbon steels, Alloy steels, Gray cast irons AISI 1045, AISI 4140, AISI No 45 B					Alloy tool steels, Carbon steels, Alloy steels, Pre-hardened steels SKD, SKT, AISI 4340, AISI P21, AISI P20					Austenitic stainless steels, Titanium alloys AISI 304, AISI 316, Ti-6Al-4V				
Dia. DC	No. of Flutes	Cutting Speed (m/min)	Revolution (min <sup>-1</sup> )	Feed per Tooth (mm/t.)	Feed rate (mm/min)	Depth of cut ap	Cutting Speed (m/min)	Revolution (min <sup>-1</sup> )	Feed per Tooth (mm/t.)	Feed rate (mm/min)	Depth of cut ap	Cutting Speed (m/min)	Revolution (min <sup>-1</sup> )	Feed per Tooth (mm/t.)	Feed rate (mm/min)	Depth of cut ap
10	3	100	3200	0.05	480	2	70	2200	0.05	300	2	60	1900	0.04	230	2
12	3	100	2700	0.05	410	2.4	70	1900	0.05	260	2.4	60	1600	0.04	190	2.4
16	3	100	2000	0.05	300	2.7	70	1400	0.05	190	2.7	60	1200	0.04	140	2.7
20	3	100	1600	0.05	240	3.2	70	1100	0.05	150	3.2	60	950	0.04	110	3.2

Depth of Cut 

Work Material		Hardenned steels (40-55HRC) AISI H13, AISI L6					Heat resistant alloys Inconel718				
Dia. DC	No. of Flutes	Cutting Speed (m/min)	Revolution (min <sup>-1</sup> )	Feed per Tooth (mm/t.)	Feed rate (mm/min)	Depth of cut ap	Cutting Speed (m/min)	Revolution (min <sup>-1</sup> )	Feed per Tooth (mm/t.)	Feed rate (mm/min)	Depth of cut ap
10	3	50	1600	0.03	140	2	30	950	0.04	110	2
12	3	50	1300	0.03	120	2.4	30	800	0.04	96	2.4
16	3	50	990	0.03	89	2.7	30	600	0.04	72	2.7
20	3	50	800	0.03	72	3.2	30	480	0.04	58	3.2

Depth of Cut 

Note 1) For stainless steels, titanium alloys and heat resistant alloys, the use of water-soluble coolant is effective.

Note 2) Vibration may occur if the rigidity of machine or work material is low.

In this case, please reduce the revolution and the feed rate proportionately.

# EXCHANGEABLE HEAD END MILLS

## IMX-CH6V

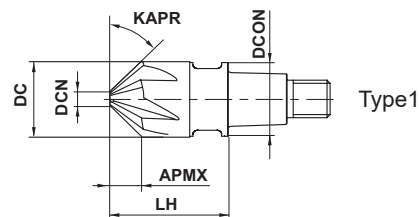
Chamfer head, 6 flute



TOOL NEWS



Carbon Steel, Alloy Steel, Cast Iron (<30HRC)	Tool Steel, Pre-Hardened Steel, Hardened Steel (≤45HRC)	Hardened Steel (≤55HRC)	Hardened Steel (>55HRC)	Austenitic Stainless Steel	Titanium Alloy, Heat Resistant Alloy	Copper Alloy	Aluminium Alloy
○	○	○		○	○		



DCN=3				
±0.020				

- Suitable for outer circumference.
- Multiple cutting design for extended tool life.

(mm)

Order Number	DC	APMX	KAPR	DCN	LH	DCON	No. of Flutes	Grade	Type
								EP7020	
IMX12CH6V120A45	12	4.5	45°	3	19	11.7	6	●	1
IMX16CH6V160A45	16	6.5	45°	3	24	15.5	6	●	1
IMX20CH6V200A45	20	8.5	45°	3	30	19.5	6	●	1

Note 1) The fastening size of the holder and head should be the same. (Refer to K002)

K

EXCHANGEABLE HEAD END MILLS

● : Inventory maintained in Japan.

K052

## RECOMMENDED CUTTING CONDITIONS

### ■ Chamfer milling (Shape circumference)

(mm)

Work Material		Carbon steels, Alloy steels, Gray cast irons AISI 1045, AISI 4140, AISI No 45 B					Alloy tool steels, Carbon steels, Alloy steels, Pre-hardened steels SKD, SKT, AISI 4340, AISI P21, AISI P20					Austenitic stainless steels, Titanium alloys AISI 304, AISI 316, Ti-6Al-4V				
Dia. DC	No. of Flutes	Cutting Speed (m/min)	Revolution (min <sup>-1</sup> )	Feed per Tooth (mm/t.)	Feed rate (mm/min)	Depth of cut ap	Cutting Speed (m/min)	Revolution (min <sup>-1</sup> )	Feed per Tooth (mm/t.)	Feed rate (mm/min)	Depth of cut ap	Cutting Speed (m/min)	Revolution (min <sup>-1</sup> )	Feed per Tooth (mm/t.)	Feed rate (mm/min)	Depth of cut ap
<b>12</b>	<b>6</b>	100	2700	0.05	810	2.4	70	1900	0.045	510	2.4	60	1600	0.04	380	2.4
<b>16</b>	<b>6</b>	100	2000	0.05	600	2.7	70	1400	0.045	380	2.7	60	1200	0.04	290	2.7
<b>20</b>	<b>6</b>	100	1600	0.05	480	3.2	70	1100	0.045	300	3.2	60	950	0.04	230	3.2

Depth of Cut



Work Material		Hardened steels (40-55HRC) AISI H13, AISI L6					Heat resistant alloys Inconel718				
Dia. DC	No. of Flutes	Cutting Speed (m/min)	Revolution (min <sup>-1</sup> )	Feed per Tooth (mm/t.)	Feed rate (mm/min)	Depth of cut ap	Cutting Speed (m/min)	Revolution (min <sup>-1</sup> )	Feed per Tooth (mm/t.)	Feed rate (mm/min)	Depth of cut ap
<b>12</b>	<b>6</b>	50	1300	0.03	230	2.4	30	800	0.04	190	2.4
<b>16</b>	<b>6</b>	50	990	0.03	180	2.7	30	600	0.04	140	2.7
<b>20</b>	<b>6</b>	50	800	0.03	140	3.2	30	480	0.04	120	3.2

Depth of Cut



Note 1) For stainless steels, titanium alloys and heat resistant alloys, the use of water-soluble coolant is effective.

Note 2) Vibration may occur if the rigidity of machine or work material is low.

In this case, please reduce the revolution and the feed rate proportionately.

SQUARE

BALL

RADIUS

TAPER

CHAMFER

ROUGHING

K

EXCHANGEABLE HEAD END MILLS

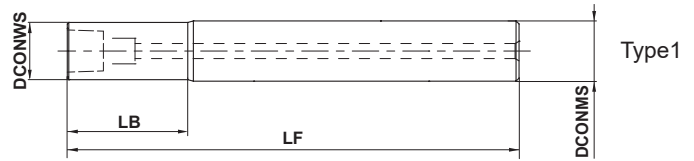
# EXCHANGEABLE HEAD END MILLS

## IMX

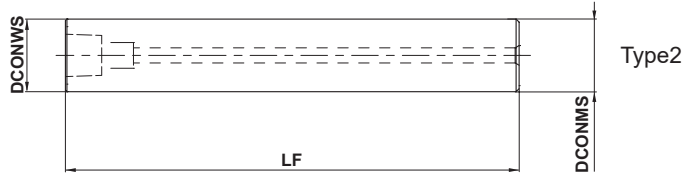
Carbide Holder

CARBIDE

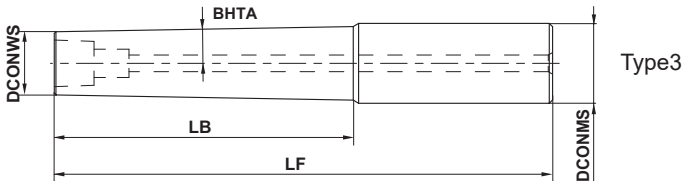
### Undercut



### Straight



### Taper Neck Type



DCONMS=10	12 ≤ DCONMS ≤ 16	20 ≤ DCONMS ≤ 25		
$\frac{0}{-0.009}$	$\frac{0}{-0.011}$	$\frac{0}{-0.013}$		

### Carbide Holder

(mm)

Order Number	BHTA	LB	DCONWS	LF	DCONMS	Stock	Type	Suitable Head	Wrench
IMX10-U10N014L070C	—	14	9.7	70	10	●	1	IMX10	IMX10-WR
IMX10-S10L090C	—	—	10	90	10	●	2	IMX10	IMX10-WR
IMX10-U10N034L090C	—	34	9.7	90	10	●	1	IMX10	IMX10-WR
IMX10-S10L110C	—	—	10	110	10	●	2	IMX10	IMX10-WR
IMX10-U10N054L110C	—	54	9.7	110	10	●	1	IMX10	IMX10-WR
IMX10-A12N054L110C	1°	54	9.7	110	12	●	3	IMX10	IMX10-WR
IMX12-U12N017L080C	—	17	11.7	80	12	●	1	IMX12	IMX12-WR
IMX12-S12L100C	—	—	12	100	12	●	2	IMX12	IMX12-WR
IMX12-U12N041L100C	—	41	11.7	100	12	●	1	IMX12	IMX12-WR
IMX12-S12L130C	—	—	12	130	12	●	2	IMX12	IMX12-WR
IMX12-U12N065L130C	—	65	11.7	130	12	●	1	IMX12	IMX12-WR
IMX12-A16N065L130C	1°	65	11.7	130	16	●	3	IMX12	IMX12-WR
IMX16-U16N024L080C	—	24	15.5	80	16	●	1	IMX16	IMX16-WR
IMX16-S16L110C	—	—	16	110	16	●	2	IMX16	IMX16-WR
IMX16-U16N056L110C	—	56	15.5	110	16	●	1	IMX16	IMX16-WR
IMX16-S16L150C	—	—	16	150	16	●	2	IMX16	IMX16-WR
IMX16-U16N088L150C	—	88	15.5	150	16	●	1	IMX16	IMX16-WR
IMX16-A20N088L150C	1°	88	15.5	150	20	●	3	IMX16	IMX16-WR
IMX20-U20N030L090C	—	30	19.5	90	20	●	1	IMX20	IMX20-WR
IMX20-S20L130C	—	—	20	130	20	●	2	IMX20	IMX20-WR
IMX20-U20N070L130C	—	70	19.5	130	20	●	1	IMX20	IMX20-WR
IMX20-S20L180C	—	—	20	180	20	●	2	IMX20	IMX20-WR
IMX20-U20N110L180C	—	110	19.5	180	20	●	1	IMX20	IMX20-WR
IMX20-A25N110L180C	1°	110	19.5	180	25	●	3	IMX20	IMX20-WR
IMX25-U25N037L110C	—	37.5	24.5	110	25	●	1	IMX25	IMX25-WR
IMX25-S25L160C	—	—	25	160	25	●	2	IMX25	IMX25-WR
IMX25-U25N087L160C	—	87.5	24.5	160	25	●	1	IMX25	IMX25-WR
IMX25-S25L210C	—	—	25	210	25	●	2	IMX25	IMX25-WR

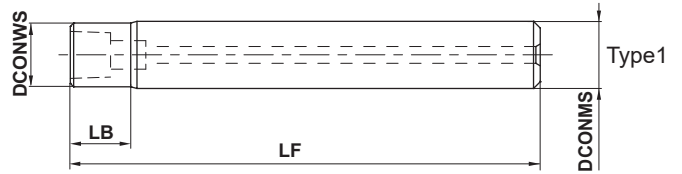
Note 1) The fastening size of the holder and head should be the same. (Refer to K002)

● : Inventory maintained in Japan.

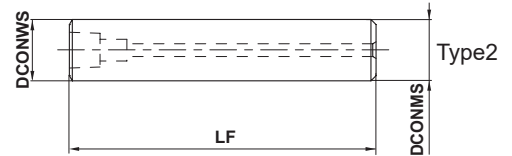
K

EXCHANGEABLE HEAD END MILLS

### Undercut



### Highly Rigid Straight



DCONMS=10	12 ≤ DCONMS ≤ 16	20 ≤ DCONMS ≤ 25	DCONMS=32
0 - 0.009	0 - 0.011	0 - 0.013	0 - 0.016

### Steel Holder

(mm)

Order Number	LB	DCONWS	LF	DCONMS	Stock	Type	Suitable Head	Wrench
IMX10-U10N009L070S	9	9.7	70	10	●	1	IMX10	IMX10-WR
IMX10-G12L060S	—	12	60	12	●	2	IMX10	IMX10-WR
IMX12-U12N011L080S	11	11.7	80	12	●	1	IMX12	IMX12-WR
IMX12-G16L070S	—	16	70	16	●	2	IMX12	IMX12-WR
IMX16-U16N016L080S	16	15.5	80	16	●	1	IMX16	IMX16-WR
IMX16-G20L070S	—	20	70	20	●	2	IMX16	IMX16-WR
IMX20-U20N020L090S	20	19.5	90	20	●	1	IMX20	IMX20-WR
IMX20-G25L080S	—	25	80	25	●	2	IMX20	IMX20-WR
IMX25-U25N025L110S	25	24.5	110	25	●	1	IMX25	IMX25-WR
IMX25-G32L100S	—	32	100	32	●	2	IMX25	IMX25-WR

Note 1) The fastening size of the holder and head should be the same. (Refer to K002)




# EXCHANGEABLE HEAD END MILLS


CARBIDE

## How to Install the Head

**1** Using a clean cloth, wipe away oil and dust from the taper and end surfaces of the head and holder.



**2** Be careful to avoid the possibility of cutting hands when fastening with bare hands directly near the blade tip. Securely fasten the head and holder end surfaces using the enclosed wrench to close off any remaining gap.

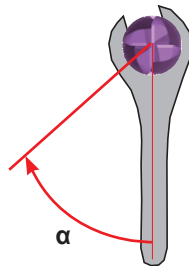


K

EXCHANGEABLE HEAD END MILLS

**3** Refer to the table at below regarding angles for recommended torque when necessary. For stricter usage, refer to the table below for torque wrench fastening.

Suitable Head	Reference Tightening Angle $\alpha$	Recommended Clamping Torque(N·m)
IMX10	50°	10
IMX12	50°	15
IMX16	50°	30
IMX20	40°	50
IMX25	35°	75

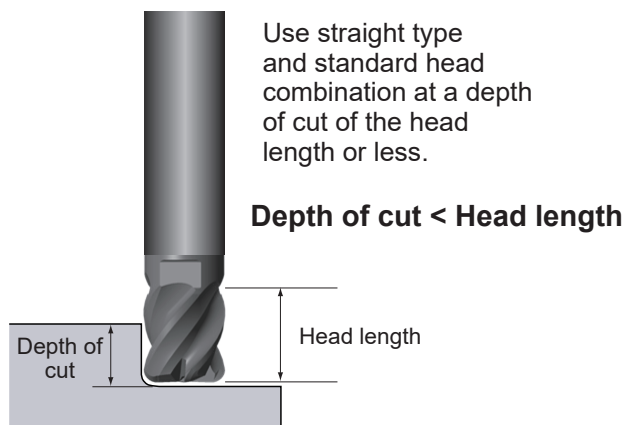


Note 1) Use the enclosed wrench only.  
(Typical wrenches differ in thickness.)

## iMX holder application

- Combination of the straight type and standard head causes interference when the depth of cut is head length or more. (Because holder diameter = head diameter)
- Combination of the straight type and offset head may make the depth of cutting length or more. (Because holder diameter < head diameter)

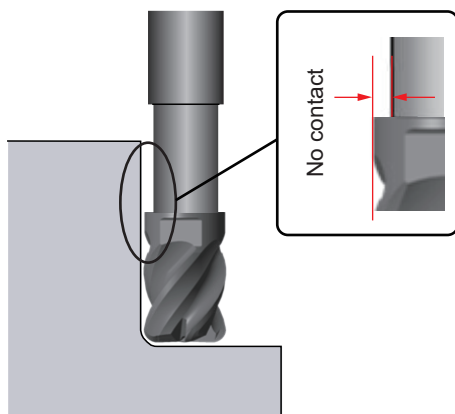
### Straight + Standard head



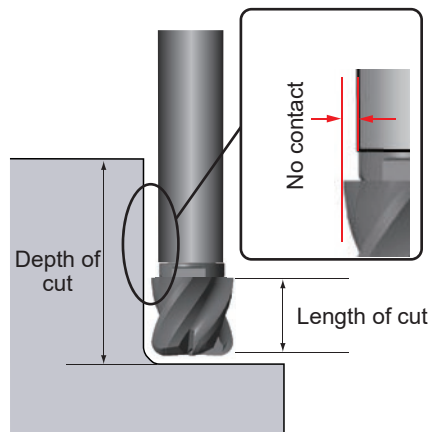
Installation at an overhang of DC×3 or less is also possible, if the depth of cut < head length is assumed.

- It is suitable for vertical wall machining, because the undercut type has a relief neck.
- A taper neck with thick relief has high rigidity. Especially a stable cutting is demonstrated at deeper machining.
- Perform straight shank additional grinding together with customer application for undercut taper neck type. (Refer to the cutting edge diameter (DC) of each type for the minimum machining diameter.)

### Undercut + Standard head



### Straight + Offset head



### Taper neck + Standard head

